

Figaro Owners Club

Figgyworld

ISSUE 11 SEPTEMBER 2017

QUARTERLY MAGAZINE



FIGGY GETS PORTHOLES!

Read the amazing story of Dave Eve and his labour of love



I'M IN FIGGY HEAVEN!

Member Beth Molina spent a number of hours in the company of 100+ Figaros and a very passionate collector named Gary Duncan - See Page 24

34 Michele Lang takes her friends for a spin. Enjoy our members Gallery pictures



CONTENTS

SEPT 2017



04 Peter Worrell heads for Switzerland



08 Sarah Jane 10th anniversary reunion



14 Carfest North success (again)



20 Raymond Blanc has great taste!



26 The girls dress up for Driftlands



32 How to upgrade your suspension



40 How to remove your door panel



42 Northern Ireland enjoy a day out



50 Save money with our Discount Codes

MESSAGE FROM KEVIN

EDITOR: KEVIN FAGAN

EMAIL: sales@figarownersclub.com

Let's get personal

Portholes in a Figaro, whatever next! Well owner **Dave Eve** (page 28) loves it and that's really all that matters, right? The fitting of a window which wouldn't look out of place on 'The Yellow Submarine' was a personal choice and solved the blind spot problem all

Figs have - making reversing into a parking spot harder than it should be. Personalising Figaro's and making them an extension of your own personality is a growing trend. **Dolly Webb** (page 12) went with scatter cushions and a tea-set and I have a strong suspicion she lives in a chocolate box cottage?

For our UK members, cast your mind back 10 years ago when on Saturday night a TV Series called Sarah Jane Adventures was captivating children and adults alike. A few weeks ago, the club was contacted by a frantic organiser of a 10th Anniversary Party trying to get hold of the original green Figaro used in the series for the event. Despite our efforts we couldn't track it down but managed to supply an identical model, courtesy of members **Malcolm**

and **Jacky Pitt** (page 08). The event raised £3,000 for Ty Hafan one of the UK's leading paediatric palliative care charities.

As a club, the most frequent question asked when people are thinking of buying a Figaro is to do with reliability. Of course we always sing its praises and **Peter Worrell** (page 04) is yet another example. He drove his car all the way from Norfolk in the UK to Schaffhausen, Switzerland and back in 7 days. A round trip of 1,445 miles with only new front tyres and tracking to do when he got home.

For those of you who like to tinker with their cars, then we have two great articles this month. **Simon Smith** (page 40) explains in detail the process of removing the door panel. If you need to access the speakers or window motor this will be very helpful. Meanwhile **Toby Brooks** (page 32) takes you through the important but often forgotten topic of suspension upgrades. If your Figaro tends to roll when your cornering or as he say's 'feels a little bit like a dog wagging its tail when you go over a bump' then this advice will be priceless.

We all love showing off our little cars and this edition includes no less than three events. **Ken Graham** (page 14) reports from yet



another successful CarFest North, **Veronica Wooten** (page 26) gets cheeky in Fife and **Camilla Dwyer** (page 42) goes Car-azy in Northern Ireland.

NEW FACEBOOK GROUPS

For those of you who use Facebook we are delighted to announce the launch of 19 individual Facebook Chapter Groups (page 52). We hope this will encourage you to share your pictures, stories, knowledge or just love for your car.

Lastly, for those of you looking to book the **JERSEY RALLY** we are just awaiting the ferry timetable and costs to be published. So hope to launch late this month

Kevin

Thanks to everyone who sent in articles for this edition. Our next edition will be published in December and we are always looking for stories so get in touch if you feel you have something of interest.

Club Websites

Published by Figaro Owners Club, 58 Earl Howe Road, Holmer Green, High Wycombe, Bucks, HP15 6QT, ENGLAND.

Figaro Owners Club

Extensive information for current and future owners including events, galleries, products & services etc.

www.figarownersclub.com

Technical Forum

Over 20,000 technical and ownership posts including technical manuals, guides, information, A-Z ownership issues etc.

www.figarownersclubforum.com

Buyers Guide

Comprehensive Online publication to inspecting, test driving and buying the Nissan Figaro.

www.nissanfigarobuyersguide.com

Figaro Trader

100% dedicated website for buying and selling Nissan Figaro cars, parts & accessories. Sell your car from £10 or a Part/Accessory for just £5.

www.figarotrader.co.uk

Figaro Store

Our club shop includes Figaro Owners Club T-Shirts, mugs, stickers and more. In addition it features the latest Nissan Figaro Apparel & Accessories. Choose from a wide variety of our official Nissan Figaro clothing for both Men, Women, Children and even Pets!

www.cafepress.com/thefigarostore

NEWS - COVER STORY - MASTERCLASS - MEMBERS GALLERY - OWNER WORKSHOP - FEATURE ARTICLES - EVENTS - DIRECTORY



FOLLOW US ON
twitter



NORMAL FOR NORFOLK

Member Peter Worrell takes a road trip from Norfolk,
UK to Schaffhausen, Switzerland.

Words & Pictures Peter Worrell



1935 Armstrong Siddeley and Figaro getting ready for the off



Just outside Crecy



"We covered 1445 miles in 7 days and if you think the Figaro is not up to a long haul, then think again. I did have to buy new tyres for the front as the tracking was quite out when I got home but apart from that the Figaro started and ran smoothly the entire journey"

W

hat do a group of woodwind instrument makers do when they want to go on a trip? They visit other instrument makers!

An invitation from Kung recorder makers was made last year when 2 of the makers came to the UK. So we thought it would be rude not to take them up on it.

Myself, Peter Worrell (clarinet and flute maker), Daniel Bangham (period clarinet maker), Paul Windridge (Flute maker and repairer) and Tim Cranmore (Recorder maker) decided to make the journey, accompanied by Robert Bangham (Daniels' son) and Rob Abineri (design consultant).

The vehicles of choice are my Figaro (of course) and a 1935 Armstrong Siddeley.

The preparation for such a road trip was undertaken by Daniel, who booked all our stopover destinations. With the ferry booked from Dover to Dunkirk, there was nothing stopping us.

I prepared the Figaro for as much as I could think of. I am new to this road trip game. Checks were made on all the essentials, oil, water, tyres and many other checks. A final clean and polish before we started off was made. Got to have the Figaro looking its best for the continent.

Wacton, Norfolk to Sidcup, Kent. 158 miles

My travel companion was Paul, who drove from Leicester to Wacton. After an afternoon of catch-up we set off on the first leg of the journey, to my daughter Frances's university digs in Sidcup. Frances was keen for a free lift back to her home, although I did mention it would be a

Always time for a slice of cake!



Who's the daddy



little cramped in the back of the Figaro, with luggage. But luckily, she is not of a tall stature. I did notice a certain relief when we turned into her driveway and she was able to stretch her legs.

We realised very quickly that the Figaro is not the biggest car in the world and it may have been prudent to have left the travel iron, books, coffee percolator and cake at home. Although I am sure there is always room for a fruit cake.

Sidcup to Crecy Sur Serre (France). 205 miles

Tootle down the A2 to Dover and catch the ferry where we meet up with the Armstrong and its occupants. They've driven from Cambridge, starting out at 5.30. There will be some tired travellers later.

The crossing is an easy one and the Armstrong took the lead when we docked in Dunkirk. Strangely all the cars went to the right or straight on when exiting the terminal. However, we turned left at the first roundabout. Petrol stop I thought. Yes, fuel was needed for the Armstrong (it only does 15 to 20 miles to the gallon as it is a thirsty straight 6 cylinder) but it was also time for Google maps to take over the navigation. Set the app for cycle route and it means you stay off all the main roads and see more of the little villages and countryside. You still have to keep an eye out for dedicated cycle paths though. Arrived in Crecy Sur Serre at about 6pm for a meal at the hotel.

Crecy Sur Serre to Clocher (France) 224 miles

Time for a quick check of the vehicles before we set off. The Armstrong only requiring oil and water. The Figaro was running fine. It wouldn't be a good road trip without some jeopardy. A burnt hand prior to the journey was causing Daniel some concern, so we spent a lot of the day detouring to a pharmacy, a doctor and the finally the hospital. Everything was fine after a jab and re-dressing of the wound. It did mean arriving at the converted convent accommodation a bit later than anticipated.

Not a bad view from the
Motorway Service Hotel



Clocher to Engen (Germany) 149 miles

You would not even know we had crossed into Germany, apart from the road signs all abruptly changing language. The style of driving from the Germans instantly became a talking point, certainly not as laid back as the French. Staying at a motorway service hotel does not strike me as the most exciting venue, but the view across the terrace to the mountains was astounding.

Engen to Schaffhausen (Switzerland) 48 miles

A little short hop over the border to Switzerland, and the main treat of the journey. A tour of the Kung recorder workshops. Fantastic.

Schaffhausen to Wasselonne (France) 129 miles

Only minor problems with the Armstrongs starter motor. Nothing that a squirt of WD40 couldn't solve.

Wasselonne to Crecy Sur Serre (France) 249 miles

Stopping to put the hood up, we lost our guide car and decided to go it alone back to the first hotel destination. After a brief lunch, the sat-nav got its knickers in a twist and we got a little lost, but nothing too serious. Our longest drive of the journey and a cold beer was a very welcome beverage when we were greeted by our hotelier.

Crecy Sur Serre to Wacton 283 miles

The last stretch of the trip. Slightly late for the ferry after a leisurely lunch in a wood yard. Made all the more exciting by a hairy last 40



miles to the port. It must have been a spectacle seeing a 1935 car and a Figaro close to the speed limits going around roundabouts on 2 wheels. Back on British soil I was keen to get back home and pushed the little Figaro a bit hard and the temperature gauge went a bit high, but a few slower miles bought it back to normal.

We covered 1445 miles in 7 days and if you think the Figaro is not up to a long haul, then think again. I did have to buy new tyres for the front as the tracking was quite out when I got home but apart from that the Figaro started and ran smoothly the entire journey. It negotiated the mountains with little more than a sniff.

It would be difficult to beat driving on quiet country roads with the top down in the sunshine in your Figaro.

Try it.

Peter Worrell



Stood outside our destination

An early picture of me at work making a period clarinet. And below when I won an award for inventing a one handed clarinet in the OHMI competition (One Handed Musical Instrument trust, charity). The clarinet I invented is to the side in the picture.

See more on my website - [Click here](#)



SARAH JANE ANNIVERSARY

UK Members will recognise the name "Sarah Jane" from the kid-friendly spin-off TV series of "Doctor Who." Sarah Jane Smith, the Doctor's former travelling companion, uses her wits and some highly advanced technology to defeat the extraterrestrial intruders whilst driving an Earth car.

Words Kevin Fagan Pictures Sandy H



SARA JANE 10TH ANNIVERSARY REUNION

Sara Jane" which was a
Investigative journalist
and companion, uses her
powers to keep Earth safe from
the Emerald Green Figaro!

by Knight



CBBC Presenter Chris Johnson was the co-host of the event. Pictured here in front of Sara Jane's house with Malcolm & Jacky Pitt's Green Figaro.



The reunion event took place over the weekend of the 29th July at Cardiff University Students' Union and reunited many of the cast and crew of 'The Sarah-Jane Adventures' to celebrate the show's 10th anniversary, to raise money for Ty Hafan* and to remember the much loved and missed Elisabeth Sladen.

During the day there was an opportunity for the public to meet the guests, obtain their autographs, have a photo taken with them, listen to their memories of working on the show and ask them questions!

The Figaro was supplied by members Malcolm & Jacky Pitt who stepped in at last minute and were simply wonderful. They came to the house where the show was based despite pouring rain and helped with publicity and then let us use the car outside the venue during the day too.

We don't have a total as to how much we raised for Ty Hafan (the children's hospice we're fundraising for) but we know it's £3k+ and rising!

*Ty Hafan is one of the UK's leading paediatric palliative care charities and offers care to children and support for their families, throughout Wales. If you think this means they simply provide a place where children can come to die, you couldn't be further from the truth.

They offer comfort, care and support to life-limited children, young people and their families in the hospice, in the community and in their home so they can make the most of the time they have left together.



Anjali Mohindra who played 'Rani Chandra' in the show, holding the road sign Bannerman Road W5. The sign is actually located in Clinton Road, Penarth, Wales.



NERMAN
D **W5**

*the show
the house is
es.*

WHY I **LOVE** MY FIGARO?

We asked our members to kiss-and-tell about their love for the Figgy

I've always dreamed of owning an Emerald Green Figaro but never in a million years thought I ever would.

But, on the 3rd August 2009 for my 40th, I was given this little box by my wonderful

husband (like a box size that would fit a necklace). I was very excited to open it, thinking I had received a lovely piece of jewellery for my special day. Well you can't imagine my joy when I opened the box to find a Figaro key inside!

I jumped out of bed to look out the window and there was MY LUCY sitting in the drive with balloons all over her.

That was 8 years ago and I still love her and the happiness and lifestyle she's brought me and

my family. Having three very busy children it's sometimes hard to make time for just me and Lucy. I love her dearly and look at her every day!!!!

Dolly Webb
New Member!









FIGS A HIT AT CARFEST NORTH – AGAIN

Member Ken Graham reports from yet another excellent weekend of cars, music and food!

Pictures & Words Ken Graham & Ellison Sneddon



Sandra Graham



Ellison Sneddon



Sheena Harvey



Say cheese!

“Our approach is always to engage fully with the public (not all other Car Club members do) and encourage folk to ask questions and have a seat in the cars if they want”

Once again an intrepid quintet of Figaros led by member Ken Graham, made their way to the beautiful setting of Bolesworth Castle in

Cheshire to attend CarFest North, the brainchild of Radio 2’s Chris Evans which continues to raise millions of pounds for BBC Children in Need.

Four of our Fig owners had decided to camp on site with one pair taking the more relaxing option of finding a B&B – the campers were tested to the limit on the Friday with fairly torrential rain testing the tents’ waterproofing and turning certain areas to a slippery muddy mess! However, it takes more than a little rain to stifle CarFest Figaro enthusiasm and it did dry up for Saturday and Sunday, as our team were set for three days of showing off our lovely cars in CarFest’s Vintage Village.

The weekend started off in some style with a lovely Thursday night dinner in a local restaurant ‘Allium by Mark Ellis’ – Mark was demonstrating in the Festivals’ food tent on

the Saturday and had generously offered a 20% discount off meals to those attending CarFest over the weekend. Ken, being a frugal Scot, couldn’t resist!! Seriously, it was a great way for everyone to relax and for those new attendees to get to know their fellow Figaro Club pals.

Although Ken has attended four CarFest North events he never ceases to be amazed at the level of interest in Figaros – we have many ‘returning visitors’, those CarFesters who just love the Figaro stand and come back every year, but we always get new enquirers who have never seen the car or have, but simply don’t know what it is. Even before the festival opened to the public a young girl working at another trader’s stand, rushed up shouting ‘Look - Figaros!!’ She doesn’t have one but just loves them and proceeded to show Ken her phone screen saver of a Figaro picture!

Our approach is always to engage fully with the public (not all other Car Club members do) and encourage folk to ask questions and have a seat in the cars if they want. Ken was particularly delighted that our Figaro Club ‘CarFest Newbies’ (Debs, and Johanne and Colin) fully bought into this approach and enthusiastically showed their Figs off all weekend.



Johanne Powell



Debs Attwater

Many people come up and say they've always wanted one and we always encourage them to access the Buyer's Guide' on the website – we never really know what spin off's this may have, however, this year a lady came up specifically asking for Ken, saying she had been at CarFest last year, wanted a Fig, and wanted to let him know she now had one!! Even more strangely she said she had been at the Yorkshire Dales Rally – it turned out she was sitting at the same table as Ken and Sandra at the rally dinner but hadn't made the CarFest connection!!!

CarFest has loads of activities going on all day with the Vintage Village proving very popular again. We even managed to get a picture with Kevin Clifton from Strictly Come Dancing as he strolled through the Village on the Sunday!



The music stage played hosts to Tom O'Dell, Rick Astley, Texas, Sophie Ellis-Bextor, Seasick Steve, the Happy Mondays, the Manic street Preachers, and the Kaiser Chiefs.

OUTTAKES

WELL THE WEEKEND IS ALL ABOUT FUN!

Apparently this trick has taken years to perfect!



Ken Graham



Richard with Kevin Clifton



It does all fit (eventually!)



The evening music was, as always, fantastic, with Tom O'Dell, Rick Astley, Texas, Sophie Ellis-Bextor, Seasick Steve, the Happy Mondays, the Manic street Preachers, and the Kaiser Chiefs performing to name but a few.

CarFest is a fantastic, if exhausting, weekend in a really good cause, but it was also gratifying for Ken to be approached by the organiser of the Vintage Village on Sunday saying they noticed how much we engaged with the public and to be assured the Figaro Owners' Club would be welcome back next year!

Well, Ken says he'll think about it once he's recovered!!!

(Thanks to members Ken & Sandra Graham, Richard & Ellison Sneddon, Alan & Sheena Harvey, Johanne & Colin Powell and Debs Attwater with her friends David and George for so ably representing the club over the three days.)





THE PHOTO OPPORTUNITY

One of the UK's most respected chefs, Raymond
Blanc 'photobombs' a Figaro Calendar Picture
with serious consequences!

Words & Pictures Peter Warnell



Every year I buy my wife a Figaro calendar at Christmas as a stocking filler and ever since her first one it's been her ambition to get a photo of her beloved car into one. Hence whenever we're out somewhere vaguely picturesque out comes the camera / phone / iPad to take a picture that seemed like a good idea at the time but ultimately failed miserably to achieve the desired effect.

Now it's no fun reaching the age of 60 – better than the alternative I know – and even less fun reflecting back upon it from a few years hence as I am now. OK there are the concessions at the cinema, local theatre and some football games (although not MY club – grrr) but in general it's true to say I'd rather be a few years younger than I am today.

My wife Gill, bless her, foresaw my pain when she booked a surprise for my big day, a meal and overnight stay at the prestigious and rather posh Le Manoir aux Quat' Saisons in Oxfordshire. Don't get me wrong, this wasn't our usual sort of haunt as we're more likely to do Gourmet Burger than gourmet restaurant but special birthdays can justify nice one off surprises and this was one such treat. I knew that there'd surely

be a few photo opportunities, so I duly packed the camera with every intention of trying to take "that photo" and on arrival I was soon on the case.

Now taking that picture outside the main entrance meant we inadvertently missed the entrance to the main car park and hence headed down the drive to park right outside the main entrance. We were welcomed like royalty, which seemed appropriate considering the cost of it all, and shown to our suite – yes suite not room – which I hope Gill got on a special deal, as otherwise she would have had to rob the bank where she was working at the time.

Later having a pre-dinner drink in the bar a member of staff very discreetly advised us we had parked in the wrong car park and could he have the car keys in order to move it. No problem and I thought that was that but about 30 minutes later he came back rather exasperated to explain he couldn't get it started. It seems that the intricacies of the Figaro gear box had beaten him and although I offered to move it he said no it was fine to leave it where it was.

We had a lovely meal and thoroughly enjoyed our all too brief stay in what seemed like an alternative universe, enjoyed by people who

wouldn't usually get to mix with the likes of us and visa versa.

Next morning I looked out of the window to check the car hadn't been moved and saw nearby what was either a Rolls or Bentley with a personalised number plate – M40 COW or MAD COW as it read from a distance. Who on earth would own that? After breakfast we had the sad duty of checking out but at least we only had a short walk to the Fig rather than a hike to the main car park like everyone else.

So the plan was load up and then take a photo of the car outside the main entrance that we wouldn't have otherwise even seen if we hadn't missed the real car park on our way in. It would make a nice photo and who knows may even pass muster for the calendar.

As we were finishing loading up I saw a man about to get into the aforementioned limo. He looked over, hesitated then started to walk over to us and to my surprise I realised it was the hotel owner and Michelin star chef Raymond Blanc. He was very gracious, thanking us for our visit and hoping we had enjoyed our stay but I knew it wasn't us that he'd come to see. "What is this car" he asked and listening intently to the stock reply that we all

give. "I love the colour – very French" he opined and when Gill told him we were looking to get a photo of the car in front of the hotel he quickly ordered the chauffeur to move his one so we could get the best spot, however this was where the plan fell down.

Our new friend Raymond thought we wanted a photo of him and duly gave our camera to a lackey so all three of us could be pictured together. Now don't get me wrong this was all rather neat but I didn't have the heart to tell him the real reason for wanting a photo as it was one that didn't include him, as pictures of people aren't allowed in the Figaro calendar!

Monsieur Blanc was a really nice man who went out of his way to come over and talk to us when he didn't have to but somehow I don't think I can ever forgive him for ruining our photo opportunity. However we've taken some good photos this year so Kevin, just remember who gave you a lift back from Grassington recently and make an old man very happy this Christmas.

Peter Warnell

'Our new friend Raymond thought we wanted a photo of him and duly gave our camera to a lackey so all three of us could be pictured together. Now don't get me wrong this was all rather neat but I didn't have the heart to tell him the real reason for wanting a photo as it was one that didn't include him, as pictures of people aren't allowed in the Figaro calendar!'





I'M IN FIGGY HEAVEN!

Member Beth Molina spent a number of hours in the company of 100+ Figaros and a very passionate collector named Gary Duncan

Words Beth Molina & Pictures Joe Molina



COVER
STORY

B

eing a Figaro lover and owner here in the States, I have to say I look forward to reading the Figgyworld magazine cover to cover. Excellent coverage that really captures the Figaro experiences and I always love our enthusiastic owners and car shots. I can never get enough of knowing more about people like us! I was even lucky enough to be in an article about "You Meet The Nicest People In A Figaro" written by Brian Akre in Dec 2016 magazine. It was an article about my husband, Joe Molina (from JMPR automotive public relations) meeting Brian and then getting an amazing tour with Evert Louwman at his world renown auto museum at the Hague.

Gary is truly for the "love of cars" kind of guy who would make an interesting subject since he is the largest importer of Figaros to America right now but he is doing it because he loves the cars. Gary grew up in the business working with his father who recently passed earlier this year. I ended up buying my beautiful second Figaro from him and could not have been happier with the experience from start looking at the inventory to car delivery.

I ended up buying my beautifully restored second Figaro from Gary and could not been any happier with the experience from our initial looking over the inventory to the car delivery, heaven!

Beth Molina



Now that 25 years have passed and we can import and register these cars in the States it was time to do some research. This is where we found a man called Gary Duncan of Duncan Imports. Joe and I first met Gary in March of this year when we heard about a guy who had a 700 car collection with a huge Japanese car import company in Virginia. Joe and I were coming back from Amelia Island Concourse, so we took a little detour before heading back to Los Angeles. OMG!

Little did I realise when I saw over 100 Figaros in one warehouse space it to this day it would change my life. It still makes my heart skip a beat when I think of being in this "Figaro Heaven". It was breath taking to see ROWS of these cutie cars all lined up waiting to go to their new homes. A brilliant sight to behold.

Gary owns a car dealerships in Virginia but his absolute love (addiction) is importing and selling anything Japanese market and he has so whole heartily embraced this practice. He also has an array of late model, low mileage, pristine cars in his collection that are amazing too. But to see his Figaros and all the other Japanese cars (that include rows of Japanese firetrucks, Honda Beats, Nissan Paos, Nissan Skylines, etc), he is a force unlike anything you've ever seen.




Beth with Gary holding our 25th Badge

Gary Duncan Bio

Gary has been a car dealer since the age of 18 and has represented franchise manufacturers such as Acura, Audi, Fiat, GMC, Honda, Hyundai, Jeep, MG, Mitsubishi, Pontiac, Saab, Suzuki, and Triumph. Collecting antique and unique cars and trucks has been a way of life, and Gary's family has been in the retail automotive business since 1955. His knowledge and experience is only matched by his love for automobiles and making new "car" friends is his passion. Gary is a member of our club and his US based dealership 'Duncan Imports' has the largest collection of Figaros for sale under one roof. The company has had a number of US Articles published below. Also take a look at his website [Click here](#)

THE ROANOKE TIMES [READ NOW](#)



SPORTS CAR MARKET [READ NOW](#)



GARY HIS EMERALD GREEN FIGARO (HE HAS A FEW TO CHOOSE FROM!)





FIFE FAB FIGAROS IN FIFE

5 Figaro's enjoyed a fabulous day out at the Retro Car Show at Driftland UK, in Fife, Scotland on the 30 July. Lorna Rae and her Lapis Grey Figaro travelled down from Tarves in Morayshire and stayed overnight with Vron and Roxanne

Words & Pictures Veronica Wootton

Bruce & Christine in their Pink Figaro, Lorna Rae in her Lapis Grey, Vron & Cheryl with the Emerald Green Roxanne, Ann Wardrop and her nephew Jamie in her Red Figaro, and Fiona & Les Reid in their Lapis Grey Figaro. Ken & Sandra Graham were attending Car Fest North and were missed by us all.

The weather was a mixture of sun, wind, and one heavy downpour. We all enjoyed a lovely picnic from our respective picnic

Bruce and Cristine and their pink fig really pushed the boat out with pink umbrellas, pink picnic table, pink flasks ...and of course how can we forget Bruce's pink pants making their second appearance at Driftland. They

first appeared last year and inspired Vron to search for pale green pants.....they were rubber and very very hot but they matched Roxanne. The heat got far too much though and Vron had to take them off which created much hilarity amongst the figgy fraternity. Ann's Red Figaro was gorgeous and we are hoping that Ann dresses up as Minnie Mouse next time

In true Figaro style, beeping horns and flashing lights and lots of waving, our 5 Figaro's led the parade round the Driftland Race Track.

All in all a fabulous day and we all went home to order more colour coordinated accessories, pants, umbrellas, flasks, camping tables etc for our Figaro's to compete with Bruce & Christine.

It's too hot for the green rubber pants!





Dressed to impress, Veronica Wootton, Lorna Rae and Christine Crowe





A HANDMADE TALE

With the addition of portholes, quilted white diamond leather & cup holders member Dave Eve takes his Figaro Refurbishment to extreme levels!

Pictures & Words Dave Eve

The old-time story of boy meets girl, girl meets Figaro and they fall in love. "with the Figaro" I might add!

About 15 years ago we spotted our first Figaro and thought like many how cute and utterly stylish they were. "I want one" the better half exclaimed. On looking at costs back then a decent example was still above £5,000 which wasn't justifiable as an extra car. So, the idea was put on the back burner only to be brought up every time a Figaro was spotted (thankfully a rare car).

My partner Yvonne was going through a rough patch as her mum was very ill. In an effort to distract and cheer her up I spotted a very cheap Figaro on eBay. I rang the seller who explained the previous owner had just had engine rebuilt and everything was original some small welding by sill needed doing. He had it for 2 years and never got around to repairing as just after rebuild the head gasket went.

We agreed a price and it was picked up by car transport company. It arrived late evening mid-December.

Oh my lord what have I bought? It was awful the paint had black tar like substance all over it sills rotten, arches rusty no bumpers, the interior was as if it had been stored in the titanic, after it sank... barely had the engine grunt to get off trailer.

The look of disappointment on Yvonne's face was plain to see although she denied it. I on the other hand did not. I had been duped.

Seeing the disappointment, I felt I had if anything made matters worse. So, I searched again this time went to see another one in London. It looked nice bumpers a little rusty as normal small bit of welding by sill. Smoked a bit which I was told was turbo. I



have an entire spare car I thought this is much better on the eye. I bought her and drove back home.

Yvonne was much happier with this one. It looked like a car not a rusty canal boat. After a few weeks, I put her upon the lift to see if anything needed doing other than the sill. It was like a horror show and this is the sequel. Both sills rotten. Floor pan rotten in so many places it looked like a rusty trellis fence. The arches didn't feel right from inside they looked rusty and holed. I set to work with hammer and found that the rear wing and arches

had been filled with about 2 inches of filler (to be fair it was an outstanding bit of sculpting I couldn't tell from outside that it was getting eaten from the inside out).

Decided as it was going to be one of the family I would do a full as best I could restore. With the help of a lot of the guys n gals on the forum and club in general I started the task which took 6 months to complete.

I ordered lots of new parts to include. Sills. Wheel arches. Metal sheet for floor repair. Full service kit. Cambelt kit. Water pump. Thermostat. Radiator cap. Steering pinion repair kit. Steering gators. Ball joints. Crankcase seals. Turbo. Vacuum hoses. Full silicon water hose set. Gasket set. Full large leather restore kit. Tiger seal (thanks Kevin) chrome strip accents. 15 metres of white diamond quilted leather. Double din Sat Nav Radio with hands free and reversing camera. Switches for boot release and fog light. Remote Central door locking kit.

When I was planning I wanted to keep the oldie retro style as much as possible and improve (in my opinion) on the little bits that let the car down. Mainly Japanese chrome bits. I changed the washer jets, door pins and wing mirrors to solid chrome..

I didn't like the way the normal stereo just sits awkwardly on bottom of dash it just didn't match the curves of the rest of car so



New leather was fitted to the door cards




Resprayed Diamond White

'Oh my lord what have I bought? It was awful the paint had black tar like substance all over it sills rotten, arches rusty no bumpers, the interior was as if it had been stored in the titanic, after it sank...'



Handy Cup Holder



The Porthole improves visibility



Sat Nav Radio & Reversing Camera



I made a console from aluminium to fit radio in, that sloped from dash to gearbox area.

Yvonne and myself fitted the leather to the door cards and each panel we took from car we even made the tonneau cover to match.

The boot release for the hood was a bit awkward if you have a bad back so I moved it up to the dash in new stainless button and fitted a flush button for the integrated fog light. All lights changed to led bulbs including headlight. New bright blue for air con light. Fitted central locking solenoid to doors and wired into alarm system. Re-tensioned seat belts as getting a bit worn out. Dyed the carpet black. New floor mats. Made some white plastic wheel shields for rear wheels to stop as much future problems as possible. Undersealed with 5 thick coats. New exhaust rubbers.

The name of Figaro is "Glennis" after Yvonne's late mother. We cut this with my plotter cutter out of chrome vinyl wrap. She has been resprayed diamond white which has yet to cure then it will be sanded back and a white pearl put over the top in about 4 weeks.

As Yvonne is a new driver I fitted the reversing camera to assist her and didn't want all brackets and holders scattered about for using hands free phone and sat nav. This way although a bit too modern looking it stops a lot of clutter.

THE PORTHOLE!

I don't know if it's just me but I find the area behind seats on side of roof to be a huge blind spot 12 or so inches of metal that stops me seeing if anything is coming. So I have looked everywhere hundreds of Figaro pictures all the member photos and spoke to the Figaro shop.

And to my knowledge no one has implemented my solution! I have fitted two small chrome porthole window into this section of roof pillar so it makes visibility better.

I'm sure it's a story you have heard so many times regarding Figaro ownership. But it's better to keep these on the road than scrap them. Hard work but worth it in the end. Official name Glennis. My name for her. THE MONEY PIT

Dave Eve

FIGARO MASTERCLASS

Suspension Upgrades

CONTRIBUTOR: **TOBY BROOKS - THE FIGARO SHOP** EMAIL: info@thefigaroshop.co.uk

The Figaro isn't known for its road handling prowess and can sometimes feel a little bit like dog wiggling its tail when you go over a bump!

Over the past 10 years we have been adjusting and tweaking the suspension on these great little cars, certain areas have really helped improve the ride. Even if you were to close your eyes when driving (don't do that!) you would be able to pick out the difference between a Fig with worn suspension and steering parts, in comparison to one with the right parts upgraded or replaced.

Hopefully this article will enable you to improve the ride and increase your enjoyment on your Figgy journey.

These changes really do make a world of difference, the reports we get back when we carry out improvements are always reviews like 'night and day difference' or 'I could feel the change in the first 50 metres'.

Changing the right parts is the important thing, just throwing money and time at new parts won't necessarily make the Fig drive better. Here's the items that we change during our bespoke restorations, do feel free to get in touch if you'd like further advice or clarification.

Firstly, having good shock absorbers and top mountings means the car doesn't jump around too much. They are the main component between the chassis and the wheels and must be true and fully working. I've actually driven cars that have jumped wheels off the ground at the back as you change lanes and hit bumps. A good test is the simple bounce test. Press down on the rear or front wing and the car should rise back up softly and settle, with only the slightest bounce. In a type of floating motion. If the Fig bounces like a pogo stick it will be hugely affecting the ride, this can be so dangerous and many owners don't know a different ride so aren't aware how unsafe their car is. What often happens is that the shock absorbers leak out their oil, the oil is what assists them in dampening the bounce. If the shock absorber is leaking or damp during an MOT it will fail, however on many of the Figs the oil has long drained out. This leaves no evidence of leaking so isn't identified in the MOT. They really do become dangerous; as there is nothing to catch that on the MOT check, so they can often go unnoticed sometimes over many years.

The next important point is the wishbones or front suspension arms. Those being in good condition will mean that the car travels quietly

and safely across bumps, worn joints will lead to noisy rattles and uncertain steering. This is never an enjoyable drive. Once worn these give that rattling drum sound that can be heard and felt through the floor. They can often be the culprit responsible for that wobbly steering and the reason that you don't have confidence changing direction at speed.

The final area of the front drivetrain we recommend servicing are the steering parts. The steering rack, as well as its arms and track rod ends are vital to check, and replace if required. When you get used to your car you may not notice wear and tear. In our case, driving lots of different Figs, some with new parts and others with old or failing items, it's very easy to feel the wear and to hear the difference. These types of parts failing usually show their face when you're driving over small humps in the road or on a poor surface. Usually everything shakes and rattles, right through the steering wheel. They can also lead to uneven tyre wear and make it tricky to set and maintain the tracking. The steering wheel not being central is a giveaway that something is amiss.

Our most successful upgrade has been the development and supply of the rear suspension arm bushings, there not something that's been available until now but the difference is immense. Partly because of the wear and partly because the new ones are made from Polyurethane. This is a harder and more durable rubber so slightly stiffens the car too. They have been a great success and are the icing on the cake if you're doing a suspension overhaul.

We have added pictures of the parts with some notes, as well as them on the car in their worn out condition.

Although none of these parts will make your Fig feel like a sports car they will dramatically improve it, as well as increasing the enjoyment and confidence you get whilst driving. They make the car safer, quieter, more reliable and in the long run save you money on tyres and other items which wear as a result of poor suspension and steering parts.

We hope this was useful to you but if you need any more information let us know. It's also well worth having a read of **Simon Smith's** (owners club forum moderator) detailed guide he made whilst fitting the our rear suspension bushings. If you're thinking about having a go, or are just interested, then this incredible guide is a must!


DOWNLOAD FITTING GUIDE [Click here](#)

As always anything in this article or any of the links has been created to reflect our own experiences. If you decide to make any changes or carry out any work on your car we cannot in any way be responsible for damage to the car or harm to yourself.

Toby Brooks - The Figaro Shop

IDENTIFYING THE PARTS

FRONT SUSPENSION



Track rod arms and ends wear out at the ball and socket joints

Track rod end

Oil filled shock absorbers usually leak from the seal at the top



Front Shock Absorber

Wishbones have 3 bushings, one on each corner. They all wear out and require changing




Wishbone Arm

REAR SUSPENSION



'Although none of these parts will make your Fig feel like a sports car they will dramatically improve it, as well as increasing the enjoyment and confidence you get whilst driving'



Picture taken from another angle

Rear shock absorber

Rear Trailing Arm

Rear suspension arms

Please note we are providing this info in good faith from available sources. As with anything you should only carry out work with the correct tools and skills. We are not responsible for anything occurring from this information/advice.. You are doing so at your own risk!

NEXT EDITION - Wheels & Tyres

MEMBERS GALLERY



SEE YOUR FIGARO IN PRINT!

Laura Evans

LOCATION
The Hop Shop in Shoreham, Kent.

CAR NAME
The Fig

"Taken today in the lavender fields of The Hop Shop in Shoreham, Kent. I've had the car since it was imported from Japan in 2008"



Michele Lang

LOCATION
Various

CAR NAME
Kitty

"I have recently bought my first Figaro who was named, Kitty by the previous owner and I have decided to keep the name. Further to your recent newsletter and request, I have attached some pictures of me and some of my friends heading to a party in Kent, they have fallen in love with my Figaro almost as much as I have!"



Janet Percival

LOCATION
Bearumaris, Wales.

CAR NAME
Peggy

"I bought my Figaro as a treat when we moved to the isle of Anglesey. I'd been wanting one for years. Perfect for driving round the coast with the roof down. Parked here in sunny Beaumaris and looks like Italy!"



Ed Salvarore

LOCATION
Florida, USA.

CAR NAMES
Lapis Gray is LIL J Red car is Amindia

"I purchased these 2 from the UK they are a Smash in Florida USA. My Daughter Jaclyn driving the Lapis Gray also my wife Amindia i preferred the red Figaro. The people here in the Usa are taken by these cars almost never seen before Beauties. What are they? Where do they come from ? such attention.We enjoy the Figaro a really cool car"



My Mother and I

Michael Gordon

CAR NAME
Emile

"We have had our Figaro Emile for 4 years. He was admired so much by the owner of a Tea Room in Over Haddon Derbyshire that the owners had their VW camper van resprayed to match!

Met again at Bakewell Golf Club recently. Emile is in daily use in Sheffield as my GP work car. Much admired especially by small children who smile and point"

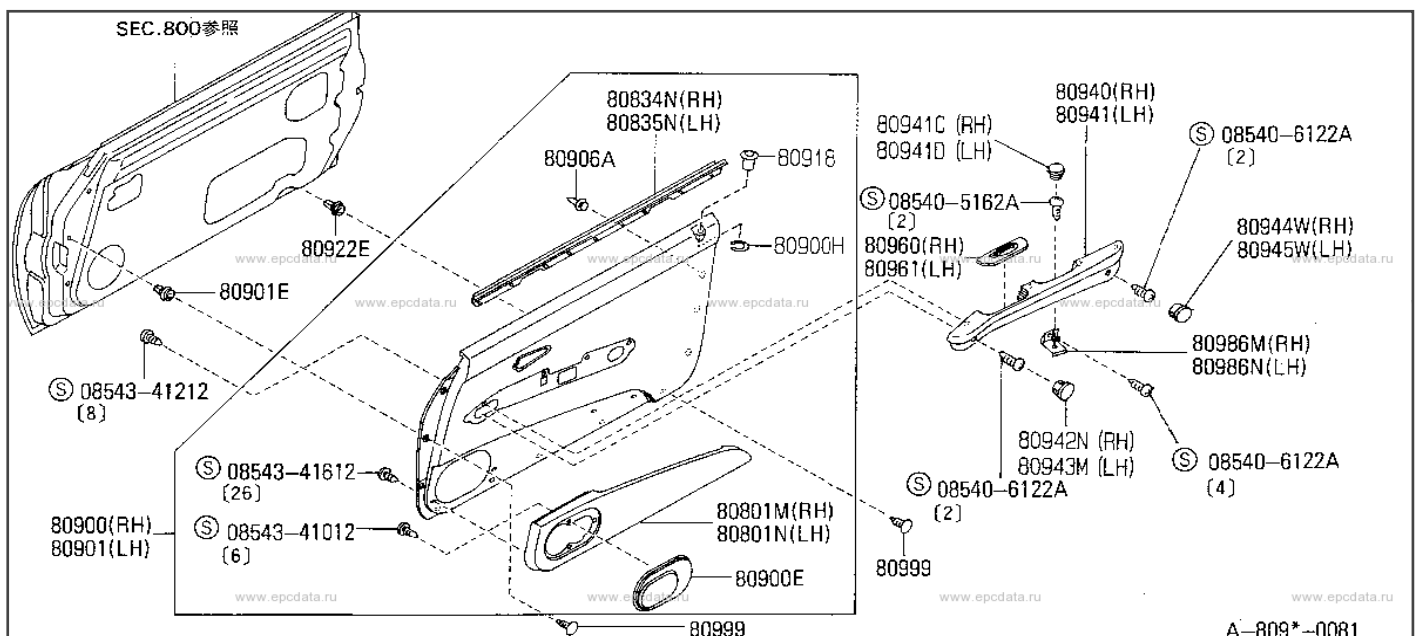


OWNER WORKSHOP

How to remove the door panel

CONTRIBUTOR: **SIMON SMITH (FORUM TECHNICAL GURU & GLOBAL MODERATOR)**

There are a number of reasons you may need to get access to the inner doors workings. Below are the steps to remove the door panel



Removal

1. Wind down the window as it easier to remove and reinstall with the window down.
2. Remove 3 cream trim clip screws down inside edge.
3. Remove 4 cream trim clip screws along the bottom.
4. Unscrew the chrome door lock knob.
5. Remove the screw holding the chrome plastic door pull surround.
6. Using a small flat bladed screw driver carefully remove the 2 plastic covers in the side of the arm rest and remove the screws inside behind them.
7. Remove the plastic cover in the top of the arm\pull recess and remove the screw underneath.
8. Remove the windows switch panel using a flat screw driver or trim tool.
9. Unplug the connector by squeezing down on the locking clip and pulling it out.
10. The panel can now be removed from the door by carefully pulling the panel away from the door and using a large flat bladed screw driver or trim tool to release the trim clips around the outer edge behind it.
11. Pull the bottom away from the door and lift the panel up over the door pull and lift up out of the window recess.



GOOD TIP! Be careful not to break the cream trim clips on the outer edge as they are quite expensive now, still available from Nissan PN: 8099937B00.



Refitting

1. Re-assembly in reverse order, make sure the white clips are in the door and not the panel and that they are not damaged, if they are they can be replaced with a similar size universal clip.
2. Its easier with the window is down and locate the top door panel so it clips goes into the window groove at a 25 degree angle and then swing the bottom down level, you have to push it over the white handle as you do it.



GOOD TIP! Check for any holes in the polythene and repair with Gafa Tape.

If the polythene is missing then buy a sheet of thick polythene and cut to size and tape it on with duct tape. This will help with water getting through and noise.

Below shows the door card with the correct installed fittings



Please note we are providing this info in good faith from available sources. As with anything you should only carry out work with the correct tools and skills. We are not responsible for anything occurring from this information/advice.. You are doing so at your own risk!

NEXT EDITION - How to increase the brightness of your dashboard instruments

Figaro CAR-azy in Mount Stewart

Ireland Chapter Coordinator Camilla Dwyer
our clubs very first event in Northern Ireland
very much hope the start of many more
Words & Pictures Joanna Firek-Ireland
Camilla Dwyer & Michael M

ITINERARY

Lunch at Mount Stewart cafeteria
greeted by Gerry and Shirley,
Mount Stewart Staff.

Photo session outside the
beautiful mansion, with the Lady
Rose Lauritzen kindly joining us.

A drive to the Temple of the Winds
for more photo sessions.

Convoy from Temple of the Winds
to Portaferry.

Ferry from Portaferry to
Strangford, across Strangford
Lough.

‘Joanna had a great intention
to setup a Figaro convoy
with ten in a row, all on
go, we really checked out
suspension’

vert

reports on
land, and we
any more
Uprichard,
Morrissey

ention,
ention,
the
ut their



This is the second Figaro get together (see Figgyworld June 2017 - [Click here](#)) we had this year, the first one in Ballyvaughan, where it was just myself and Joanna, and this time up north, closer to Joanna.

Many thanks to Joanna, arranging such an amazing day out in Mount Stewart. This venue is very special

to her and she will tell you why at the end of the article.

First of all, I have to apologize to everyone for our tardiness, but we had trouble with our phones once we crossed over the border, and not only couldn't we phone, but couldn't text each other, and our Google maps died...twilight zone style.



Garrett McCabe



Two cars left Dublin, Julie and Garrett and his niece in their orange Fanta and myself and my entertaining new co-pilot Anne, in my lapis grey Lola. (Thelma and Louise style, but not over the edge!) I couldn't believe how well the cars performed, at a steady 100KM the whole way up.

Sarah McCarthy



Sarah, the youngest member, her lovely pale pink car, stood out due to its many difficult to source accessories, the beautiful transfers, and cloth seat covers. Her Figaro Catalogue collection was unique.

On arrival, we were met by Gerry who escorted us to the front of the Mansion and on turning the corner, I couldn't believe my eyes, 8 meticulously aligned Figaro's in a row, in perfect condition, and in harmony, with the beautiful setting, it was like an enchanting dream.



What an amazing photo and memory it made. It still give me a magical feeling when I think about it. Thanks also to Shirley for managing the event for us.

The cars varied in colour and accessories, with each car perfectly matched to their owner's personality.

My own car called Lola, which I purchased last October, is still very new to me, and I am still finding my way around her, such as today, the hidden storage panel on the back of the passenger seat. Nightrider wouldn't get a look in.

Julie and Garrett's meticulously restored Fanta orange car, was a credit to both of them, for the attention to detail, from the stitching on the leather to the customized trims.

Jackie O'Neill



Jackie had an amazing wine colored Figaro, chauffeur driven by her son Kevin. This was her second Figaro, so definitely a dedicated Figaro follower, she makes the shelves for the cars, should anyone need one.

'I couldn't believe my eyes, 10 meticulously aligned Figaro's in a row, in perfect condition, and in harmony with the beautiful setting, it was like an enchanting dream'



Picture by Dr. Daniel V McCaughan

Ann Marie and Michaels's mint beauty...clearly was a joy for both of them, the condition of the car was lovely. Joanna & Mark, Syro & Gordon and Donna also have mint cars, in MINT condition!



Jackie, Joanna, Syro, Lady Rose & Anna Marie



Carole Jennings



Carole's Fifi, provided a lovely contrast with her black and white car amongst the colour. Pictured outside Temple of the Winds.

Ivan Totton



Ivan's Red Figgy cut a dash

'There was a small Figaro called Daisy, whose owner about her, was crazy. She set up a date, which turned out to be great, as a Figaro member, she's not lazy'



Terry's green car, unfortunately couldn't make it, due to rust issues, but that didn't stop him from attending the event.



8 Figaros are taking a ferry ride across Strangford Lough - one of many highlights of the day



Mark, Garrett & Gordon



Sarah, Carole, Camilla, Syro, and Julie



Anne Marie



Donna Hunter



Sryo O'Conner



Convoy from Temple of the Winds to Portaferry



Camilla Dwyer



Joanna Firek - Uprichard

NO SHOWS

Terry's green car, unfortunately couldn't make it, due to rust issues. Dolly and Deirdre from Dublin, were also unable to attend but I hope they will make their appearance next day out.

Many thanks to everyone for a wonderful day and new friendships were forged to be sure.

I'm really looking forward to the next day out. All suggestions are welcome for upcoming events, spread the news to anyone you know that has a Figaro, so that we can widen the membership.

Having lived for 20 years in Limerick, I felt obliged to try my hand at writing a Limerick, hence starting and ending with one. If you are interested in having a go [Check out here for instructions](#). Go on, I challenge you to try your hand at it, dedicated to your own car, and post it to our new Facebook sites websites?

Ireland Facebook Group - [Click here](#)
Northern Ireland Facebook Group - [Click here](#)

Camilla Dwyer
Irish Chapter Coordinator

A new gang in town



3 REASONS BEHIND CHOOSING MOUNT STEWART FOR A FIGARO EVENT...

1

Mount Stewart is a stunning 19th-century mansion situated on the eastern shore of Strangford Lough in Northern Ireland with a Mediterranean style inspired garden which has been voted as one of top ten gardens in the world. Although, the last chatelaine of the house Lady Mairi Bury gave the house and most of its contents to the National Trust in 1977, the house is still lived-in over summer months by a family member Lady Rose Lauritzen. Interestingly, the residence is a home to twenty two Empire chairs which were used by the delegates to the Congress of Vienna in 1815. Mount Stewart host many cultural events such as vine tasting, murder mystery spectacles, jazz concerts and my personal favourite - Festival of Light where enchanting art installations come alive to the sound of mystical music and shimmering colour.

2

Temple of the Winds marks the spot which forever will hold a very special place in my heart. It is an octagonal building located in the eastern parts of the property which has been inspired by a trip to Athens taken by the 1st Marquess of Londonderry in his youth. It used to serve as a banquet hall and as a hunting lodge where no female was allowed to set her foot in. But most importantly this is the place where I declared my love for my husband before our friends, family and the whole world. Temple of the Winds with its stunning views over Strangford Lough provided the most romantic location where I married my dear husband Mark.

3

When I decided to organise the first Figaro event in Northern Ireland I knew right away where it was going to be held. It had to be Mount Stewart. Led by the jealousy for numerous rallies regularly taking place in the UK my goal was to make England jealous for once. And I think my mission has been accomplished. On the 19th of August 2017 10 Figaros and 20 Figaro enthusiasts gathered to celebrate their passion for their special cars. The number of participants exceeded my wildest expectations regarding the fact that there are only 25 Figaro club members living in Northern Ireland and the fact that initially I had planned the event with 5 Figaros in mind. The whole event turned out to be an unforgettable and enriching experience which I believe marks the beginning of the Figaro fun era in the country with more events to follow.

I would like to take this opportunity to express my gratitude to everyone who made the day special: Shirley Finley, Mount Stewart event coordinator, who turned my wildest plans into reality; Camilla Dwyer, the Irish chapter coordinator for her devotion to the car club and friends; Lady Rose Lauritzen of Mount Stewart for taking an interest in our Figgies; all the attendees for forming a new gang of the nicest people in the town; and Mark, my husband, my rock and my reason for it all. Thank you for giving me another reason for loving Mount Stewart even more.

JOANNA FIREK-UPRICHARD





MEMBER DISCOUNTS



TO VIEW YOUR DISCOUNTS - [CLICK HERE](#) - USE PASSWORD FOCMDC

BATTERY ISOLATOR

If you use your Figaro infrequently you may have found to your frustration that the battery runs down. Save 5% on this item.

BOOT RACK (FIXED) If you use your Figaro infrequently you may have found to your frustration that the battery runs down.. Save 5% on this item.

BOOT RACK (STRAP ON)

We have teamed up with Auto Link UK who supply a purpose made boot rack for the Figaro. Save 10% on this item.



CAR COVERS

You've invested in your dream Figaro and now it's outside in all that rain! You need a cover to keep it dry and snug. Save 10% on this item.



CARPETS

The carpets kits are available in the original shades as well as wide selection of other colours. On top of this there is a range of materials, all deep pile carpet but with different densities and options on man-made and natural wool tuft. Save 5% on these kits.

DECAL STICKERS

These are reproduction Nissan Figaro decal stickers. Original artwork as close to the original. Save 10% on this item

DOOR SILL TREAD PLATES

These superb high quality tread plates have been produced especially for the Figaro. Save 15% on this item.

FLOOR MATS

Specifically manufactured for the Figaro these luxury mats save the car from dirt and are easy to clean. Save 10% on this item.



GLOVE BOX LOCKABLE LATCH

Keep your personal items secure with this lockable glove box latch. Any Figaro Key will lock this too. Save 10% on this item.



INSURANCE

We've joined forces with 'Classic Line Insurance' the Nissan Figaro Insurance Specialist. Save 15% Discount on your car insurance.

MUD FLAPS

These custom designed Mud Flaps are manufactured by club partner supplier Performance Creations and are identical to the originals. Save 10% on this item.



NET SHELF

The club works with Yorkshire Figaros who manufacture this original accessory. A brilliant addition to the car. Save 10% on this item.

POLY BUSHED ARM KITS (IMPROVE HANDLING)

Remove that 'jelly feeling' from the rear suspension by exchanging the original 'rubber bushes' fitted on the suspension trailing arms for 'polyurethane bushes'. Save 10% on this item

REAR ARCH (REPAIR PANEL)

The Figaro Shop are one of the leading repair/restoration companies in the UK and using their knowledge have manufactured a repair panel using an original Nissan wing as a template so they are the very best of quality and fitting. Save 10% on this item

REAR WINDOW FRAME

The Rear Window Frame is known to suffer from rust causing the vinyl to lift and bubble rust badly and many become un-repairable. Save 10% on this item.



ROCKER SHAFT RE-TENSION KIT

The kit is sold by The Figaro Shop who claim that if not done the shaft can lift causing damage to the head. Save 10% on this item.

RUST PROTECTION

If you drive your Figaro in wet conditions we highly recommend you get it treated with Waxoly or an equivalent product. Save 22% on this service.



SEAT RESTORATION PRODUCTS

Engine overheating caused by old or faulty coolant hoses can lead to a very expensive repair bill! Save 10% on this item.

SILICON COOLANT HOSE SET

Engine overheating caused by old or faulty coolant hoses can lead to a very expensive repair bill! Save 10% on this item.



TOKYO NOUVELLE VAGUE PLAQUE

The external plaques are supplied as a pair and designed to be located on both sides of the car. Save 10% on this item.



TOY FIGARO

Detailed miniature Nissan Figaro 1:43. Beautiful detail miniature with original wheels and sunroof. Manufactured by Kyosho. Save 10% on this item

TONNEAU COVER

These tonneau covers are made and designed by The Figaro Shop. They are made from the same material as our roof kits so are the same high quality. The cover fills the gap between the upper boot lid and the rear parcel shelf. Save 10% on this item

DISCOUNT CODE NOTE WORKING?

If you are having any problems with the code can you email us at sales@figarownersclub.com



CLUB CHAPTERS



Each Chapter has a 'Coordinator' who's role is to coordinate activities in UK Regions/Rest of the World Countries

TO VIEW THE CHAPTER DIRECTORY - [CLICK HERE](#) - USE PASSWORD FOCCD

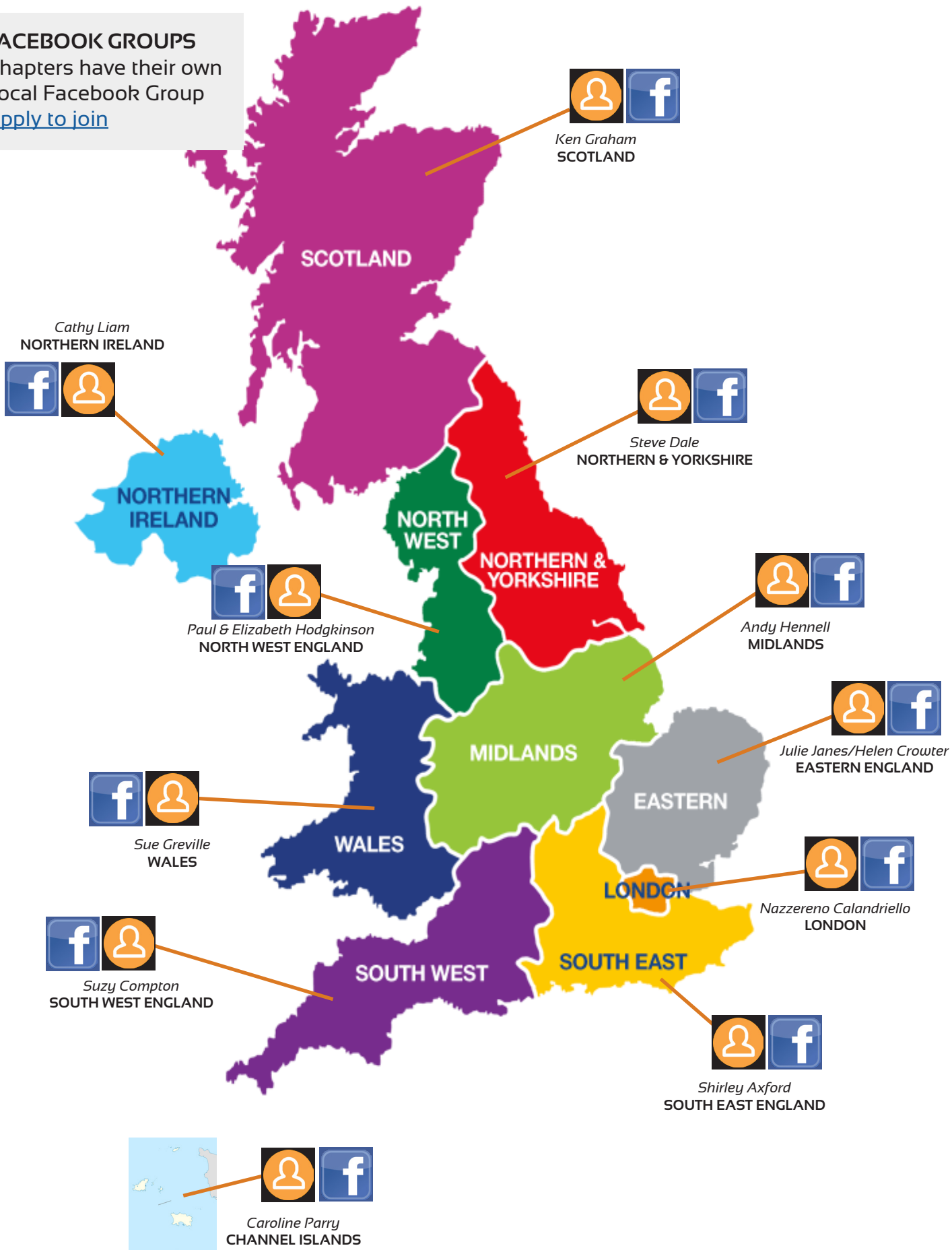
REST OF THE WORLD

Facebook Groups
 Chapters have their own Local Facebook Group
[Apply to join](#)

Country	Coordinator(s)
Canada	Karen Lagden
USA	Chris Denning
Ireland	Camilla Dwyer
Holland	Brigitte Caro & Tanja Hess
Germany	Heiko Hilscher
France	Ian Wright
Australia	Stefanie Scott
New Zealand	Trish Smith

UK CHAPTER AREAS

FACEBOOK GROUPS
Chapters have their own
Local Facebook Group
[Apply to join](#)





SUPPLIERS DIRECTORY

Supplier List

GARAGES

[CLICK HERE](#)

PARTS

Autojap Spares

t: 024 7647 4848

e: sales@autojapspares.co.uk

w: www.autojapspares.co.uk

Bookham Autos

t: 01372 456274 / 07927 370701

e: bookhamautos@gmail.com

w: www.figarosales.co.uk

The Figaro Club

t: 07753 636131

e: info@figaroclub.com

w: www.figaroclub.com

The Figaro Shop

t: 01235 812511

e: info@thefigaroshop.co.uk

w: www.thefigaroshop.co.uk

Wilsons Automobiles &

Coachworks Ltd

t: 01372 736066

e: itjs@wilsons.co.uk

w: Visit Ebay Website

ACCESSORIES

BOOT RACK

Autolink (UK) Ltd

t: 01489 877770

e: admin@autolinkuk.co.uk

w: www.autolinkuk.co.uk

CAR COVERS

Carscovers Ltd

t: 01262 671962

w: www.carscovers.co.uk

Classic Additions Ltd

t: 01938 561717

e: sales@classicadditions.co.uk

w: www.classicadditions.com

CD RADIO UPGRADE

Clarion Service UK

t: 01285 861861

e: mail@clarion-service.co.uk

w: www.clarion-service.co.uk

INSURANCE

ClassicLine Insurance Services

t: 01455 639 000

e: info@classiclineinsurance.co.uk

w: www.classiclineinsurance.co.uk

LEATHER TREATMENT (SEATS)

Leather Repair Company

t: 01482 976803

e: richard@leatherrepaircompany.com

w: www.leatherrepaircompany.com

MUD FLAPS

Performance Creations

t: 01204 659 594

e: performancecreations@btinternet.com

w: www.performancecreations.co.uk

NUMBER PLATES

Speedy Registrations

t: 02866 387124

e: sales@speedyreg.co.uk

w: www.speedyreg.co.uk

ROOF REPLACEMENT

European Trimming Company

t: 01883 718530

e: info@europeantrimming.co.uk

w: www.europeantrimming.co.uk

WINDSCREENS

National Windscreens

t: 01827 338 969

w: www.nationalwindscreens.co.uk

Useful Links

Road Safety

[Click here](#)

Car Safety and keeping your child protected

[Click here](#)

FB Group 'Things for Sale'

[Click here](#)

Belgium Figaro Community FB Page

[Click here](#)

French Figaro Community FB Page

[Click here](#)

Holland Figaro Owners Club

[Click here](#)

Irish Figaro Community FB Page

[Click here](#)

US Figaro Club

[Click here](#)

CLUB SERVICES



NISSAN FIGARO BUYERS GUIDE

Priced at just £6 and published by us this Online (PDF) Guide will be emailed to you within minutes and is a comprehensive guide to buying a Nissan Figaro.

"Highly recommended to anyone buying the car!"

[CLICK HERE](#)



INSURANCE VALUATION

To guarantee that your Figaro is properly insured it is important to get it valued. This will ensure that you are completely covered should the worst happen

"This certificate could save you loads of money"

[CLICK HERE](#)

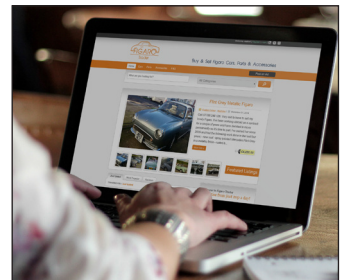


FIGARO MERCHANDISE

Looking for the latest Nissan Figaro Apparel & Accessories? Choose from a wide variety of our official Nissan Figaro clothing for both Men, Women, Children and Pets!

"All products are in stock and delivered within a days"

[CLICK HERE](#)




BUY & SELL YOUR FIGARO

Figaro Trader allows private & trade users to advertise Nissan Figaro Cars, Parts & Accessories. The site is heavily promoted on many search engines

"The site is owned and run by The Figaro Owners Club"

[CLICK HERE](#)



Auto Jap Spares - Your specialist Nissan Figaro Parts Supplier
Tel: 024 7647 4848 Email: sales@autojapspares.co.uk Web: www.autojapspares.co.uk



2017/2018 EVENTS CALENDAR

Book your day out [Click Here](#)

Tetbury Classic Car Show 2017

Sir William Romney's School Lowfield
Road Tetbury Gloucestershire GL8 8DS
Location: Tetbury
Date: 03/09/2017
Time: 10:00 am - 4:00 pm

Cornwall Figaro Rally 2017

Tricky's Hotel, Tolgus Mount, Redruth
TR15 3TA
Location: Redruth
Date: 05/09/2017 - 07/09/2017

Surrey Classic Vehicle Gathering 2017

Venue: Rural Life Centre
Location: Tilford
Date: 17/09/2017
Time: 10:00 am - 4:00 pm

The Big Welsh Car Show 2017

Chepstow Racecourse, Chepstow,
Monmouthshire, NP16 6BE
Location: Monmouthshire
Date: 17/09/2017
Time: 11:30 am - 4:30 pm

Wentworth Classic Motor Show 2017

Wentworth, Rotherham, S62 7TQ
Location: Wentworth Woodhouse
Date: 17/09/2017
10.00 AM - 4.00pm

Heartlands Vintage and Modified Car Show 2017

Heartlands, Robinson's Shaft, Pool,
Redruth, Cornwall, TR15 3QY
Location: Redruth
Date: 07/10/2017 - 08/10/2017
Time: 11:00 am - 4:00 pm

NEC Classic Motor Show 2017

NEC North Ave, Marston Green,
Birmingham B40 INT

Location: Marston Green
Date: 10/11/2017 - 12/11/2017
Time: All Day

London Ace Cafe Meet 2018

Venue: Ace Corner, N Circular Rd,
London NW10 7UD
Location: London
Date: 07/04/2018
Time: 11:00 am - 3:00 pm

Jersey Figaro Rally 2018

Venue: Westhill Country Hotel
Location: St Helier
Date: 16/05/2018 - 20/05/2018
Time: All Day

Holland Figaro Rally 2018

Venue: Diner across the street
Venneweg 1 1647 dp berkhout
Location: Venneweg 1
Date: 03/06/2018
Time: All Day

Beautiful Blickling 2018

Venue: Blickling Hall
Location: North Norfolk
Date: 03/06/2018
Time: 10:30 am - 5:00 pm

Northern Irish Tour 2018

Venue: Loughshore Hotel Belfast
Location: Belfast
Date: 16/09/2018 - 20/09/2018
Time: All Day

Do you know of an
event where our
Figaros would be
welcome?

[GET IN TOUCH](#)

Would you like to
help/organise an
event/meet?

[GET IN TOUCH](#)

2015 BACK ISSUES

TO VIEW ALL - [CLICK HERE](#) -
USE PASSWORD FOCFA



Edition 1 - March 2015 – [Click Here to View/Download](#)

The Perfect Wedding Car - Getting Ready for Scotland - Kevin & Ruth Costello Cover Story - Events Calendar - Members Gallery - Owner Workshop on Coolant System & Hoses - Rocking at Rockingham - Figaro Masterclass on Rust - The world according to Beep Beep - Member Discounts - Suppliers Directory.

Edition 2 - June 2015 – [Click Here to View/Download](#)

A Figaro Like No Other - The Big Interview - Events Calendar - Cover Story Interview - Owner Workshop on Rocker Shaft Information - Nissan Figaro 25th Birthday Party - Figaro Masterclass on Painting - Nitrogen - Is it all hot air? - Member Discounts - Suppliers Directory.



Edition 3 - September 2015 – [Click Here to View/Download](#)

My dream car is Sarah Janes's Car! - From Sheffield to Ile-de-Re in Figaro - Events Calendar - Shelley Heighton-Towers - Cover Story Interview - Owner Workshop - Heater Repair - Nissan Figaro 25th Birthday Party - Figaro Masterclass on Cambelts - Odd-Ometer - What's your mileage - Member Discounts - Suppliers Directory.



Edition 4 - December 2015 – [Click Here to View/Download](#)

Happy Birthday Member Story - Dear Santa Xmas Offers - California Dreaming (US Member Story) - Santa Saves the Day (Xmas Poem) - Member Profile - Windscreen Nightmare Member Story - Figgie on a Roll Member Story - Members Gallery - On the Road (NEC Show Report) - Owner Workshop (adjusting your timing) + much more...




2016 BACK ISSUES

TO VIEW ALL - [CLICK HERE](#) -
USE PASSWORD FOCFA



Edition 5 - March 2016 – [Click Here to View/Download](#)

Member Profile: Member Janet Penton sent in this story penned by her 'little happy car' – Poets' Corner: Member Ian Martin shares another figgy poem – Why I Love my Figaro: A new series allows our members to share the love! – Member Offer: Save 10% on these new tread plates – Cover Story and more...



Edition 6 - July 2016 – [Click Here to View/Download](#)

Our latest club magazine includes the full story of our wonderful 25 Birthday celebrations, Member Stories, Owners Workshop (adjusting your tappets), Figaro Masterclass (detecting leaks), Members Gallery, Events Calendar, Member Discount Codes and Archive Downloads...



Edition 7 - October 2016 – [Click Here to View/Download](#)

Our latest club magazine includes the full story of our Belgium Figaro Rally 2016, Tips for European Touring, Living the dream article, Member Stories, Owners Workshop (fitting a battery isolator), Figaro Masterclass (changing disc brakes), Members Gallery, Events Calendar, Member Discount Codes, Chapter Information and Archive Downloads.

Edition 8 - December 2016 – [Click Here to View/Download](#)

Our latest club magazine includes a number of interesting member stories, a report from the NEC Classic Motor Show, Christmas must-haves, owner workshop (how to fix a distributor leak), Figaro masterclass (painting the Figaro), member gallery, events calendar, member discount codes, chapter info and downloads...



2017 BACK ISSUES

TO VIEW ALL - [CLICK HERE](#) -
USE PASSWORD FOCFA



Edition 9 - March 2017 – [Click Here to View/Download](#)

This edition include contributions from Toby Brooks, Simon Smith, Tracy Hill, Patrick & Valerie Dutriewicz, Belinda Wanless, Rob Janssen, Ursula Pressmar, Ann Wardrop, Steve Marciniak, Stuart Cleverley, Mary Simcox, Mandy Hall, Tina Taylor, Nazzareno Calandriello, Sharon & Chris Foulkes, Dubravka Vandeppeer, Jane Ellison-Bates and lastly but never forgotten Janet Penton!

Edition 10 - June 2017 – [Click Here to View/Download](#)

Features our amazing Yorkshire Dales adventure! In addition, we include the Holland & Dorset 2017 Rallies, a very low mileage Figaro, an Irish adventure, lots of members stories & pictures, plus the usual technical & workshop tutorials, member discounts, club chapter areas & club services and magazine archive....



The Figaro Shop

The Figaro Shop, Broadway, Rich's Sidings, Didcot OX11 8AG
Free phone: 0800 917 3119
Mobile: +44 (0)7515 284917 Tel: +44 (0)1235 812511



*'Treating Your Figaro With
The Love It Deserves'*

Retail price is
£299

Book Now for a full service and get a free set of Custom floor mats, plus a model Figaro.

Full service includes

- Oil filter
- Air filter
- Fuel filter
- Change oil
- New spark plugs
- Strip off brakes and inspect, adjust as required
- Inspect suspension for wear and faults



we are
only charging
£199



Mats available in
Black, grey
and beige.

JERSEY FIGARO RALLY 2018

16th - 20th May - From £340pp*

A 5 Day, 4 Nights bespoke Figaro Car Rally to Jersey

Next year the club return to the beautiful island of Jersey in the Channel Islands for our annual club rally. It was 6 years ago when we last visited this historical and truly stunning place that's small on size, but big on personality.

The roads are made for our little cars and being quiet are perfect for some awesome country and seaside convoys! There is still much to organise and arrange but we felt it would be a good idea to publish our plans so you can make arrangements and pencil in the dates for next year!

WHAT'S INCLUDED*

- Return Ferry Crossing with Figaro from Poole or St Malo to Jersey
- 4 Nights at the Westhill Country Hotel
- Buffet Breakfast & Dinners each day*
- Welcome Drink, Party & Entertainment
- Complementary Car Parking
- Detailed Rally Book featuring Maps, Rally Plate & Windscreen sticker, Rally Flag & Goody Bag

* If you prefer you can request Bed & Breakfast only

[Learn more](#)



Figaro Owners Club

58 Earl Howe Road, Holmer Green, High Wycombe, Bucks, HP15 6QT.

www.figarownersclub.com | sales@figarownersclub.com