

Figaro Owners Club

Figgyworld

ISSUE 10 JUNE 2017

QUARTERLY MAGAZINE

COVER STORY

YORKSHIRE DALES RALLY
Read about our largest and most ambitious rally yet.

PAGE 06

Why I love my Figaro

German member Jorg Nittke checks in from Hannover
PAGE 22

&

Holland Rally 2017

Sunshine blessed the 6th rally with 26 cars attending
PAGE 24

&

Figaro Masterclass

How to fix 'no bleeps' when lights on or key in Ignition when the door is open
PAGE 46

BUMPER 72 PAGE EDITION!



56 Liz Cherie makes a fashion statement with some beautiful outfits and a rather tasty Figaro!



CONTENTS

JUNE 2017



30 Mandy Hall gets her Figaro...



38 Meet the 194km mililage Figaro




42 Jill Stephens and her lovely 'Rosalita'



44 Joanna Firek has a 'craic' in Ireland



50 17 Figs discover the delights of Dorset



60 Simon Smith offers more tech advice

The Figaro Shop

The Figaro Shop, Broadway, Rich's Sidings, Didcot OX11 8AG
Free phone: 0800 917 3119
Mobile: +44 (0)7515 284917 Tel: +44 (0)1235 812511



*'Treating Your Figaro With
The love It Deserves'*

Retail price is
£299

we are
only charging
£199



Mats available in
Black, grey
and beige.

Book Now for a full service and get a free set of Custom floor mats, plus a model Figaro.

Full service includes

- Oil filter
- Air filter
- Fuel filter
- Change oil
- New spark plugs
- Strip off brakes and inspect, adjust as required
- Inspect suspension for wear and faults



MESSAGE FROM KEVIN

EDITOR: KEVIN FAGAN EMAIL: sales@figarownersclub.com



Eee by gum - that was fun

They say every picture tells a story and from page 6 there's a whole bunch of them from our Yorkshire adventure to enjoy. And literally every one has a story and more importantly we hope, some great memories for our members.

The rally was an overwhelming success but I must confess with a staggering 59 cars registered to attend, I did have some real concerns? How would we all move around without getting horribly lost or even worse stop bumping into each other!

However, having spent the previous month burning the midnight oil, putting the rally book together with Jane Ellison-Bates. I became more confident.

The attention to detail and information in the book was

simply incredible. In fact, the hours of meticulous planning was on a par with a NASA Rocket launch! From the moment we all arrived, it seemed they had thought of just about everything and the net result was one of the most seamless and successful rallies the club has ever put together.

On a personal note, it's such a thrill for me to sit on the sidelines and witness the special friendships formed & memories created during our rallies. It's a simple recipe which always works; Get a bunch of people with a common interest, mix in a cute little open top car, add stunning scenery and season with a sprinkling of sunshine!

Thanks again Jane & Mark the club will forever be in your debt.

And talking about friendships, the article sent in by Irish member

Joanna Firek on page 44 is a reminder of what being a member of a car club is all about. Joanna tells us about a two days trip where a very special friendship was formed. As she says 'the ultimate joy and pleasure to meet another Figaro owner sharing the same passion, admiration and enthusiasm for these unique cars'. Agreed!

Have you ever tried to imagine what a brand new Figaro would have looked like when it rolled off the production line in 1991? Stepping back in time and into a Nissan Showroom then asking the salesman to open the bonnet. What would the engine bay look like and that carpet without 26 years of traffic stepping in and out? Well if you turn to page 38 you can see. Canadian member Miles Matulions managed to bag himself a Figaro with just 194 km on the clock. The price he paid

is a best kept secret but I would imagine a lottery win might be the order of the day. That reminds me to do my numbers for that roll-over!

Kevin

Thanks to everyone who sent in articles. Jane Ellison-Bates, Ken & Jenni Graham for helping with the copy reading!

Club Websites

Published by Figaro Owners Club, 58 Earl Howe Road, Holmer Green, High Wycombe, Bucks, HP15 6QT, ENGLAND.

Figaro Owners Club

Extensive information for current and future owners including events, galleries, products & services etc.
www.figarownersclub.com

Technical Forum

Over 20,000 technical and ownership posts including technical manuals, guides, information, A-Z ownership issues etc.
www.figarownersclubforum.com

Buyers Guide

Comprehensive Online publication to inspecting, test driving and buying the Nissan Figaro.
www.nissanfigarobuyersguide.com

Figaro Trader

100% dedicated website for buying and selling Nissan Figaro cars, parts & accessories. Sell your car from £10 or a Part/Accessory for just £5.
www.figarotrader.co.uk

Figaro Store

Our club shop includes Figaro Owners Club T-Shirts, mugs, stickers and more. In addition it features the latest Nissan Figaro Apparel & Accessories. Choose from a wide variety of our official Nissan Figaro clothing for both Men, Women, Children and even Pets!
www.cafepress.com/thefigastore



JOINING THE FIGGY FAMILY



Even the annoying 'beep beep' from the roof, didn't dampen club member Lorraine Horne's love for her figgy named Winnie.

I'm a newby! Having admired Figaro's from afar and gone potty waving like a lunatic every time I saw one, I finally became the very proud owner of a Topaz Mist Figaro – Winnie - in November 2014.

I did do my homework though, as to have one it meant giving up a BMW company car which was changed every 8 months, a luxury by any standards, so I joined the Figaro Owners Club even before owning one and pored over the Buyers Guide, digested all the tips, what to look out for, what to check and armed with a fridge magnet (to check for fillers!) I set off on my quest.

Having spent nights pouring over the internet and boring my husband silly with adverts of Figaro's far and wide looking for a new home, I was incredibly lucky to come across Winnie.

She was a fresh import from Japan and was undergoing some refurbishment, so when we first met she was a shell with a nasty grubby carpet, no seats, no dash – but her bodywork was beautiful and I knew she was the one!

I discussed and deliberated carpet and dash colours, Clarion upgrades, chrome

trims, under-body seals, security alarms and looking after the engine – things I had never needed to even think about before, but soon the day arrived to collect the finished Winnie – I was fit to burst with excitement.

I have to admit that my first drive was slightly scary – I had only driven new cars for some time and Winnie's steering and brakes took a little getting used to. We got around the corners eventually, but still I couldn't stop smiling at all the admiring glances she received.

Since November I've had one or two issues with Winnie – nothing serious, just little things, but every time, the first place I go for help and advice is the club forum. It's amazing how generous and friendly everyone is. Having only ever gone under the bonnet to top up the washer fluid, I was now replacing instrument lights behind the dash, replacing brake bulbs, topping up header tanks, brake fluid and engine oil and thoroughly enjoying myself in the process. My latest issue was, on leaving work one sunny evening I decided it was time for Winnie's first ever drive topless! I neatly packed away my roof, dug out the sunglasses for maximum posing and off I set only to hear a loud beep, beep. What have I missed? I pull over do all my checks

"The club is awesome, and has given me the confidence to tackle jobs I'd never dreamt of, with great links (thank you Simon!)"





and set off again...beep, beep...I pull over again and decide there must be an issue, so I put my roof back up...beep, beep...I stop again, put roof down, put roof up, we have a few choice words, me and Winnie, and again we set off...beep, beep! I end up driving the whole way home, which thankfully is only 6 miles to the irritating beep, beep. On arrival home my first thought is the club forum – How to guide - and Yes, there is a whole stream of reasons why my roof sensor is playing up. Having tried various options with the help of all you wonderful people my roof is now silent and we have enjoyed our first proper topless drive (only Winnie!) and it was every bit as enjoyable as I'd imagined.

The club is awesome, and has given me the confidence to tackle jobs I'd never dreamt of, with great links (thank you Simon!) to parts and accessories, generous people (thank you James for my washer cap), to the joy of Figgy Spotting! I'm looking forward to getting to as many events as possible.

Lorraine Horne



FIGARO DALES

A SMOOTH RUNNING SUCCESS

Club Member and Yorkshire Dales Figaro Rally 2017 Coordinator Jane Ellison-Bates talks to Figgyworld about our largest and most ambitious rally yet!

"Follow that yellow Fig!" Jane & Mark lead the 58 Figaro convoy in Suzanna



The sun smiled – for the most part – on the 116 club members from the UK and Europe who travelled to the Yorkshire Dales at the beginning of June for our annual rally, an event which ran as smoothly as the 59 vintage engines.

More than half had never visited the Dales before and were captivated by the stunning scenery and generous hospitality, with many of planning to return to the area in future to retrace the routes and explore more of what there is to see.

Our colourful convoy made its way up and down the dales for 4 days following a route and busy itinerary showcasing the Yorkshire Dales National Park and taking in parts of Wharfedale, Nidderdale, Coverdale, Wensleydale, Littondale, Malhamdale, Ribblesdale and The

Three Peaks.

After the Skipton Castle tour on the afternoon of arrival day, canal boat trips on the Leeds-Liverpool canal were laid on for the evening.

On Friday, after gathering in our Yorkshire themed fancy dress (won by Angelique Case from the Netherlands, hitherto known as Nora Batty) we set off a morning run followed by a choice of activities underground and overground before reconvening at the stunning Bolton Abbey estate where some of us rose to the challenge of the iconic stepping stones across the River Wharfe.

A mini-craft fair was laid on back at the hotel featuring local artisans and a charity raffle with celebrity guests The Calendar Girls raised £422 for Bloodwise. Our numbers had swelled by then as we all sat down to a fabulous Figaro dinner followed by entertainment from ceilidh band Spinning Jelly and local morris side, The Flagcrackers of Craven.

On Saturday the rally headed north rising to the challenge of hairpin bends and steep climbs to our mysterious destination, The Forbidden Corner. After lunch we were free for the rest of the day to

follow two alternative routes over hill and down dale and find our own fun for the evening, spoilt for choice of options.

On Sunday morning we did a toot-tooting drive-past of the Skipton Car Show as we headed off for another spectacular run taking in Ribbleshead viaduct before ending up at Malham Cove. The more intrepid of the party, armed with pre-packed lunches and hiking boots took up the challenge of climbing up Gordale Scar and round to the magnificent limestone pavement at the top, where they were rewarded by site of a rare peregrine falcon chick on its nest. The evening saw our final gathering in the hotel bar for a fun rally quiz, pie and peas and award ceremony.

The Rendezvous Hotel's team were praised for the calibre of their hospitality, as were other venues along the way including Skipton Castle, The Riverbank Hut, Stump Cross Caverns, Parcevall Hall Gardens, Cavendish Pavilion, Kilnsey Park, The Forbidden Corner, The Saddle Room, and High Trenhouse - who gave each owner a bottle of alcohol-free G&T from the Temperance Spirit Company as they left.

Other Yorkshire sponsors who provided surprise items for the rally bags included Keelham Farm Shop, Whittakers Chocolates, Yorkshire Tea, Midgley Motor Company, Yorkshire Life, Dalesman, Aspire, Welcome to Yorkshire, Skipton Hand Car Wash and the Yorkshire Dales Millennium Trust. Each lady received a hand-crocheted Yorkshire rose by Louise Mappley and for the Sue Hales Memorial Run, a fresh buttonhole rose from club member Penny Williams.

The cars certainly turned heads in the Dales, with spectators turning out to watch the cars pass, some even putting out welcoming bunting and waving flags as the procession made its way past.

JANE ELLISON-BATES

THE RALLY IN PICTURES...
Over the next few pages are just a few of the hundreds of pages taken during the rally.



Sheena Harvey enjoying the convoy, most of which was top down.



The rally kicked off on the Thursday with a guided tour of Skipton Castle given by Chris Bryant.



All the parking was arranged in advance. Here we a

Followed by a cruise in a canal boat to the pub!



are parked at Skipton Castle.

Friday: Fun 'n' Fancy Dress Day



Members were asked to dress up in vintage apparel or just for fun adopt a Yorkshire theme! Flat caps, waistcoats, sheep, ferrets, farmers and Nora Battys were the order of the day.



Winner of our Fancy Dress was Angelique Case (as Nora Batty) with husband Dennis



Mark 'Compo' Wootton getting into character





Our first stop at The Riverbank Coffee Hut.

Pic shows Jane with our helpers on the day >





"Andy, is that not the M6? I think we missed the turning and should have turned left ages ago!" Steve Pitts refers to his Rally Book with Andy Hennell looking on...

Stump Cross, Bolton Abbey & Parcevall Hall



The Figaro Feast (Dinner & Dance)





"Remember, do not follow the car in-front but follow the Rally Book and keep a look out for tractors, sheep and cyclists" Outside the hotel during one of the days briefing by Mark Bamforth

Saturday: Cafe by the Lake, Forbidden Corner & Bell Barn



THE TRADITION



AL CLUB WAVE!



Sunday: Sue Hales Memorial Run to High Trenhouse, Ribblehead & Malham

Sue above with sister Penny (who gave a rose to all members to remember Sue) and husband Chris



Kevin & Sue's Fig 'Belle' parked with the backdrop of the famous Ribblehead Settle-Carlisle railway line.

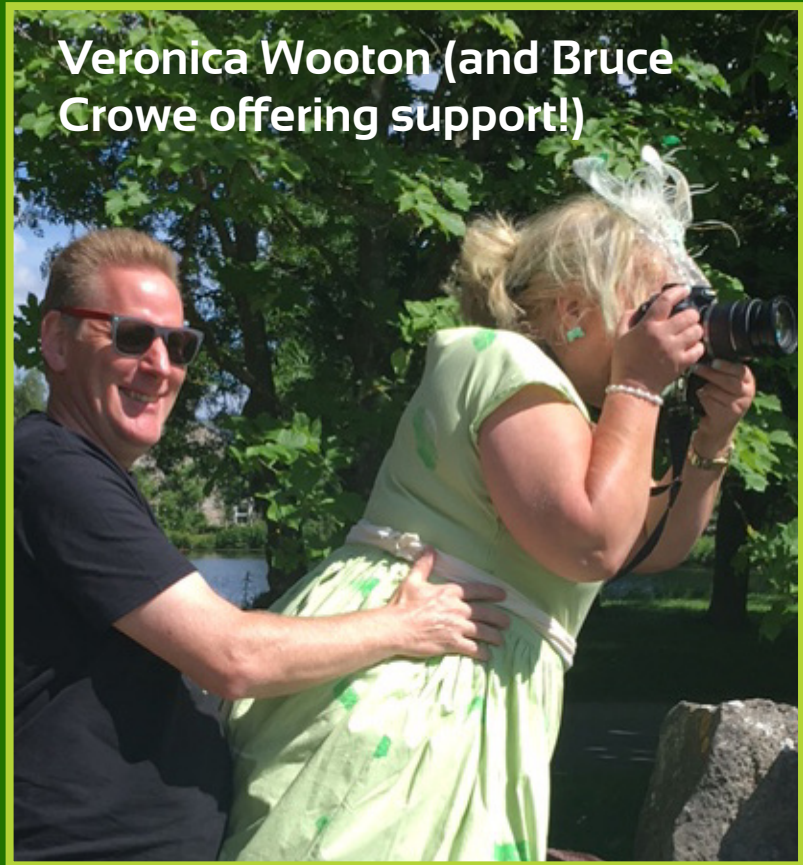




Some members accepted the challenge of the 6 hour hike and 253 feet climb to the top of Gordale Scar



Some people will do just about anything to get a Figgy convoy picture...



Club Members and th



Julie Janes & Steve Newbold from Bedfordshire with Mr Plum



Penny & Chris Williams from Nottinghamshire with Karmen



Sharon & Colin Millar from Cumbria

Our Figs



Ruth from the Wirral with Felicity



**Jane Ellison-Bates & Mark Bamforth
from Skipton with Suzanna**



Ivan & Judy Beckman from Harrow



**Bruce & Christine Crowe from
Banffshire with Rosie**



**James & Natlie Buchan from
Aberdeenshire**



**Steve & Angela Dale from Tyne & Wear
with Hettieb**

Club Members and their Figs



**Peter Haeussler & Andrea Polomsky
from Esch Luxembourg**



Jane Greenwood from Bilton with Figgy



**Pam & John Heath from Bedfordshire
with Mr L**



**Paul Hodgkinson from Preston with
Hermione**



**Trish & Andy Hennell from Worcester
with The Fig**



**Stuart Jones stood by Lucie (Jennie
Jones's car from Worcester).**



**Dennis & Angelique Case from Holland
with Doly**



**Kevin & Sue Fagan from
Buckinghamshire with Belle**



**Andy & Vicky Fennell from
Warwickshire with Audrey**



**Christopher & Joe Ford from Gomersal
with Hetty**



Daniel Fagan from Sussex with Figgy



**Francine Scales & Ian Mortimer from
Norfolk with Poppy**

Club Members and their Figs



Ken & Sandra Graham from Scotland with Fergus



Veronica & Mark Wooton from Fife with Roxy.



Debbie & Stuart Burnham from Buckinghamshire with Duckie



Sarah Wilson & Rene Bird from Kent



Lorna & Graeme Rae from Tarves with Figgy



Kit & Andrew Muffet from Oldland Common with Bouriquet



Dan Rickett & Laura Shuckburgh from Warwickshire with Joy



David Johnson & Joe Madden from Somerset with Figgis



June Mirrington & Sue de Groot (Cyprus) from Isle of Wight with Figlet



Anne Morrison & Philip Davidson from Lincolnshire



Peter & Julie Langsford from Essex with Alfie



Janet Morley from Nottinghamshire

Club Members and their Figs



**Steve & Linda Pitts from
Worcestershire with Martha**



**Joyce & Ken Richardson from Prestatyn
with Fuji**



**Dave & Sally Sands from
Chepstow**



Peter & Gillian Warnell from Essex



**June & John Warrior from Great
Houghton with Daisy**



**Chris & Guy Whittaker from West
Yorkshire with Budgie**



Tony & Sue Wright from Truro



Stewart & Anne Wrigley from Lowestoft



Tony & Judy Derwent from Buxton



Alan & Sheena Harvey from Castle Bytham with Gumdrop



Alex & Chris Burch from Kendal



David & Elma Carle from Isle of Whithorn

Club Members and their Figs



Sandra Early & Peter Pattermore (Kevin in the middle after winning Car of the Show at the Ace Cafe) from Croydon



Caroline & Stephen Jones from Northamptonshire with Mavis



Kay Palmer & Keith Pittard from Essex



Helen Rothwell & Mark Brown from Yorkshire with Figaro



Gill & Adrian Burns from Cheshire with Rosie



Woof Woof! Bernadette Mahon's dogs Maisie & Gertie



Trevor & Libby Welsh from Dumfries & Galloway with Flora



Debra & Roger Nicholson from Kent with Topzee Topaz



Julie Ulliott & Keith Yarroll from North Yorkshire with The Fig

Also participating were...

- Ian & Sue Bailey
- Gert & Carina Schyberg
- Gillian & Stephen Neven
- Debs & David Attwater.



Claire & Thomas Taylor from Dinslaken (Germany) with Peppermint



Sunday - Quiz & Rally Award Winners

Kitty Muffet collects the award for her team winning the Rally Quiz.



Peter Haeussler & Andrea Polomsky wins the award for the furthest travelled Figaro (578 Miles).

Veronica Wooton wins the award for the Best Turned Out Figaro.



Ken Graham would rather have not win the award for the Worst Navigator (it's a long story!)

Thanks to...

Special mention to Jane Ellison-Bates and Clare Potter (Manifest Marketing Ltd) Jane spent hundreds of (unpaid) hours on PR, Words and Event Management to ensure every detail of this amazing rally went smoothly to make it such a success!

Also Mark Bamforth for his help with the routes and brilliant daily talks and much more...



And lastly...

Our 114 Club Members for participating and being such fun to be with and without which this event would have never happened!

Design, website and master spreadsheet – Kevin Fagan of the Figaro Owners Club

Accounts – Sue Fagan of the Figaro Owners Club

Maps, MC and Quiz master – Mark Bamforth

Images for the rally book – Stephen Garnett, Yorkshire Dales Millennium Trust, Steve Finch, Dave Oldridge

Printing – Auraprint

Photography – Dave Oldridge, Julie Janes

T-Shirts – Vistaprint

Filming – John Jameson, Penny

Hart-Woods, Izzy Hart-Woods, Paul Coultas
Media coverage – Yorkshire Post, Living North, Craven Herald, Classic Car Hire North, Welcome to Yorkshire, Yorkshire Dales National Park.

Goody bags – Louise Mappley – crocheted Yorkshire roses, Taylors of Harrogate – Yorkshire Tea, Keelham Farm Shop – Topsy Pig, Whittakers Chocolates, Midgley Motor Company, Yorkshire Life, Dalesman, Aspire, Welcome to Yorkshire, Skipton Hand Car Wash, Yorkshire Dales Millennium Trust, The Temperance Spirit Company

Skipton Tour Guide – Chris Bryant

Flowers for the Figaro dinner – The Yorkshire Dales Flower Company

Prizes – 'The Girls' production

company, Maddie & David Pye, Terry Bamforth, Figaro Owners Club, Alfie's Attic (Julie Janes), Choice Baskets, North & South Gifts, Francesca Garland, SJP Creative, Linda Hoyle

Venues/Attractions: The Rendezvous Hotel, Skipton Castle, Riverbank Hut, Stump Cross Caverns, Parcevall Hall Gardens, Coldstones Cut (Bewerley Parish Council), Skipton Boat Trips, SCAD Endeavour, Cavendish Pavilion, Bolton Abbey Estate, Kilnsey Park, The Forbidden Corner, The Saddle Room, Skipton Car Show, High Trenhouse,

Special Guests – The Calendar Girls

Entertainment – Spinning Jelly, The Flagcrackers of Craven

Proof reading: Ken Graham, Jean Ellison, Clare Potter, Laura Shuckburgh

Marshalling, registration and raffle: Emma Shepherd, Tom Powell

Walk leader: John Whyte

Bollards – The Dog People

Flags n bags – Flags & Flagpoles

Plaques – Industrial Labels & Nameplates

Stickers – Windowsstickersfast

Stalls – Amaali, Bloodwise, Calendar Girls, Francesca Garland, Linda Hoyle, Procanvas Studio, Roseland Creations, Rosedale Studio, SJP Creative


Buttonholes for the Sue Hales Memorial Run – Penny & Chris

On behalf of all of you, we thank them one and all!

READ THE YORKSHIRE DALES RALLY BOOK

If you would like to see the routes we took and places we visited

[CLICK HERE](#)



RALLY VIDEO

At the time of publishing the official rally video is not finished yet but we do have a video shot by a friend of Jane which is very funny and worth a watch.



Watch the video

[SEE MORE PICTURES](#)

30 YEAR DREAM COMES TRUE

For 30 years Western Australian member Mandy Hall craved for an open top car. Read how her dream came true when she spotted a Figaro parked in the street.



Figaro looks stunning with the backdrop of the Illawarra flame tree



Daughter Sophie sat in Chantilly with Mandy

I teach high school students on the sunny coast of Western Australia with my husband Chris, & daughter Sophie.

When I went away for a weekend crafting retreat in a Western Australian country town in September 2016 I had never heard of, or seen, a Figaro. When I saw one for sale in the main street of town it was love at first sight. Maybe it was her pale aqua colour, her soft curves, her polo mint wheels, shiny chrome trimmings, cream leather interior or retro style dash.

For 30 years I had wanted a convertible and three times I have nearly bought one, but decided it was not the right time, for one reason or another. I snapped a few photos and went home to begin my campaign. My husband said "No". We all know that means "Yes. I will give in eventually, you just need to try harder."

Three weeks later my 30 year dream of owning a convertible came true and I brought her home.

Meet Chantilly, or Tilly for short. The whole package is just adorable. I felt so happy driving her the 130 km home with the top down on a glorious spring day. I wasn't quite so happy with the squashed bugs on her face when I got home, but that is one of the luxury problems of living in Western Australia.

My husband, 10 year old daughter and I enjoy taking her down the beach for sunset shots and capturing her with some of our stunning flora whilst we are out geocaching.

We have been on our first outing with the Vintage Car Club of WA. Your vehicle must be 25 years to classify so Tilly is very much "the baby" of the Post vintage section. We are looking forward to many more years of fun outings in our happy car.

Mandy Hall





WHY I **LOVE** MY FIGARO?

We asked our members to kiss-and-tell about their love for the Figgy

German Member Jörg Nittke loves his Figaro named 'Colani'

Together with my wife I travelled to the Channel Islands of Jersey and Guernsey in 2010. This is where I first noticed a this cute little car parking in a street. Not knowing what it was, when I got home I did some research and discovered it was a Nissan Figaro .

It took 5 years, to try two Figaro Dealers in Holland and today I am still happy with my decision to choose Toine's garage 'Figarocars' in Hertogenbosch. He looked out for a car in a good condition from Japan and found one at

the end of 2014. After refurbishing, painting and carrying out alot of engine bay stuff, he brought the car on a trailer to me at Hannover.

You should have seen the expressions on the curious neighbours faces...

Over the following years I did some things to change the car (my aim was the car should be a lot like 'Ting-Tong', the famous car in the UK). And now you see the result: cup-holder, nice wheels and tires, new exhaust, clean

engine bay, alarm, central locking , Clarion upgrade 3 and a lot of fancy music stuff like sub-woofer and new speakers and finest leather interior.


I am so happy right now.

Greetings from windy Hannover!

Jorg Nittke



Selfie of me and Colani



DUTCH FIGARO RALLY 2017

Holland Chapter Coordinator Brigitte Van den Broek reports on another brilliant rally in sunny Holland





26 Figs turned up (24 from Holland and 2 from Germany) to attend our 6th Annual Rally which took place on Sunday the 4th of June in the Netherlands.

There was a wonderful mix of colours with 11 x Lapis Grey, 8 x Emerald Green, 4 x Pale Aqua, 3 x Topaz Mist and 2 x Custom Colour.

The day started in **Berkhout**, which is situated in the North of Holland.

With a cup of coffee and fresh baked apple pie we

all enjoyed this time to say hello and catch-up with old friends. It was also a good time to have a good look in the Goody Bag too.

With the sun and warm weather everyone dropped their roofs as we set off at a low speed to explore some undiscovered parts of Holland.

On route we witnessed so many smiles and surprised faces as our figgy convoy made its way through the little towns and streets.

We stopped for a short photo opportunity and continued the drive too **Alkmaar**, the city we visited during our 2014 rally.

Today this was the location for our lunch and starting point for the second part of the day, the Puzzle Drive!

On this drive we all set off in periods of every few minutes to try and figure out the correct route. It was so funny, when after a short time you see a Figaro going the other way, you have to wonder if you've made a



mistake and are going the wrong way!

As we found the locations in our rally book we had to answer questions to get points.

The finish off the day was located in **Kolhorn**, in a very nice restaurant called **'t Anker**. Our group had a big part of the terrace reserved where there was time to talk about the difficulty of the questions and the location of the pictures. A big thank you for our sponsor **'FIGAROCARS'**

who made this event possible.

We also have to say thanks to Tanja (and her husband Edwin) for being a founder and organizer for the first five editions of the Dutch Figaro tours.

With a applause and a nice drawing of her own Figaro we gave her a thank you she deserved.

Slowly the first Figaro's were saying goodbye

and with a smaller group the stayed for diner in the restaurant.

MAKE A DATE FOR NEXT YEARS RALLY
June 3rd 2018 we will meet again, same car, same country!





[SEE MORE PICTURES](#)



MY 194 KM FIGARO

Arriving on his Birthday, Canadian Member Miles Matulions hit the jackpot when an importer found this 194 km Figaro.

My search for a Fig began last fall when I happened to see a cute Lapis Grey Fig driving towards me. Just by chance the owner happened to pull up right beside me when I was stopped at a red light. So I asked her what kind of car it was, as it looked so retro and cool. We had a good little conversation and by the time the light turned green I knew I had to have one! The search had begun!

I started doing a bunch of research online and found a company in Canada who specialized in importing cars from Japan and had imported a few mint condition Fig's in the past. I contacted them and they indicated they would check with their sources in Japan to see what was available. I also did a bunch of research myself seeing what was available for sale online.

Then in late November my importer called me with some exciting news. He had found one in Japan with only 194 km! Yes that is not a typo,

194 Kilometres on it! It was truly amazing, possibly the lowest km Fig in the world. So my importer went to work securing more information about the car as well as some photos and video of the car from the seller in Japan.

Based on the information provided by the seller in Japan, the Fig has been stored in the owner's garage in Japan for the last 25 years and rarely driven. Even the back seats still had the original plastic cover on it! As the photos and video looked good we put a deposit on

"My importer subsequently arranged for shipment of the car from Japan to Canada on a huge freight ship called the Hojin. The cool part about it is that you can track the ship's progress online in real time"





The term 'Showroom Condition' is often overused but not in this case!

and arranged to have the car inspected. The inspection came back with perfect 5's for both the interior and exterior with no engine problems or repairs. A truly mint Fig!

Normally the cars in Japan go through an auction process but this one was for sale directly from a dealer. My importer did some negotiations with the dealer and we were able to agree on a price as well as get the dealer to install new tires on the car as the original ones were showing cracks because of age. It is very difficult to find new tires for the Fig in North America but apparently in Japan it is a lot easier.

My importer subsequently arranged for shipment of the car from Japan to Canada on a huge freight ship called the Hojin. The cool part about it is that you can track the ship's progress online in real time. It took about three months for the Fig to arrive in Vancouver. My importer handled all of the customs and delivery details however we were hit with some bad late winter weather, so the Fig was stuck in Vancouver for a few weeks. The irony of the delay is that the car finally arrived in my hometown of Calgary on March 24, which was my birthday. So it was an exciting day to go see my new Fig!


We did end up doing some minor work on the Fig such as an oil change and changing out of the right front bumper and hockey stick as the chrome had started to peel and fade. My new friends at The Figaro Shop were able to supply me with all the parts that I needed. So now my new Fig is ready to go, just in time for summer.

Miles Matulions

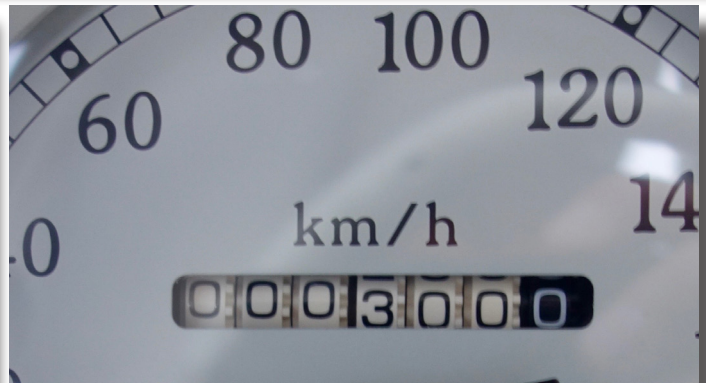


[SEE MORE PICTURES](#)

26 Year old engine bay shows some signs of corrosion



Original plastic seat protection was included



The lowest mileage we have seen at the club

The car fitted with new tyres as the originals were showing cracks.



FIGARO UPGRADE



Keen to keep his 100 'brownie points' in place, Ian McKean decides to take drastic action with a total restoration of the couple's Figaro

It was in the winter of 2007. The winter of discontent, you might say. We were sat in a local pub when Jill looked out of the window and said "that's the one I want". With starry eyes, she pointed to a peculiar looking car. I say peculiar because it wasn't the best it could have been. It had been patched up so many times, I counted "50 shades of Lapis grey". I knew then that she had fallen in love with another. She hadn't been happy for a long while. Her existing love, although modern and reliable, wasn't up to her expectations. She longed for a more distinguished, more outspoken and more exciting model, one with a body to die for and an ability to turn the heads of others.

I had never seen one of these before. How could I compete with this? This was the start of a voyage of discovery into the weird world of the Nissan Figaro and their quirky owners. I start this story with 100 brownie points.

A few months later, Jill had purchased her dream love. It had just been imported and had an appeal that can only be described as 'love me, love my car'. I said to Jill that I recalled driving something like this at the fairground when I was a child. With a thwack, I felt the smooth back of her hand round the side of my head and then another one for retorting back that some people will pay good money for experiencing that amount of pain. (She took away 25 points). She had found her perfect 'Mr Grey' and no one was going to tell her any different.

Over the years my cars had come and gone but Jill cherished her little Figgy now called Rosalita. (Friends call it the Noddy car). As I laughed at this I lost another 15 points. She had some work done to it and upgraded the stereo. All I hear as she pulls onto the drive now is the sweet sound of the car and not so sweet sound of Bruce Springsteen blaring out of the CD player. (I may lose my life for this comment). By the way, Rosalita is

her favourite Springsteen song. It passed its MOT after a year but it had started to show signs of rust and age, a bit like me really. It finally came to a point when I said, to Jill's horror and disgust, "You don't drive your car that much anymore so why not sell it". Well, the look I was given said it all. I had just lost all of my points and more. My bags were already packed and I was at the point of being thrown out of the house for such a stupid comment when I had an epiphany. Quickly thinking out loud, I said "well, how about getting the car fully restored?" Brownie points were now coming back thick and fast. Jill's eyes lit up and it was then that I realised that I had lost in love to a 26-year old.

After a lot of research we opted to take the car to [The Figaro Shop](#) in Didcot. Having dealt with many garages in the past, I was dubious as to what these guys could offer over and above the rest. We walked into the workshop and were shown around. To our surprise quite a few Figaro's were

in different stages of repair and restoration. We left the car with the team and were informed that a full no obligation appraisal will be completed. So far I was impressed. Better still so was Jill. (A few more brownie points scored I do believe. I'm now cooking on gas and can do no wrong). (FYI, 100 brownie points equates to a night out with the lads).

So, after a few days later and a few hours chatting to the guys in the workshop, the appraisal was complete. Jill had decided that she would opt for a custom restoration. Respray, mechanical and interior. The budget was decided and as I spoke to the guys at the Figaro shop, I asked about some of the extras that would set this car off above others. This included a professionally made bespoke book about our restoration and custom rear fluted seat. I say our, because I have now grown to respect this little car. Yes, we could have spent the money on a brand new car, but where is the appeal in that?

Wherever we go with this car people stop and stare. They come up to us and ask questions. One older gentleman said. "I had one of these back in the 50s". We didn't have the heart to tell him it was made in 1991. This is something you never get with a modern car.

Jill has had her little Figgy now for 10 years. It has become part of the family. It has cost blood, sweat, tears (of joy and sadness) and quite a lot of money. Was it worth it? Oh yes. Would we do another restoration? Probably. Would we sell the car now? This is a definite no. How can we? It would be like getting rid of one of the children. Although this would





Jill with Rosalita after the work was completed

prove a cheaper option.


The story doesn't end here though. If anything, this is the start of another chapter in the life of Rosalita. With her shiny bumpers and restored rear end (the cars not Jill's) it comes out weekends. What an absolute delight to drive. Winding our way through the countryside with the wind rushing through what hair I have left, stopping off at a pub and spending an afternoon talking to people about the life of this little gem of a car. Jill's Nissan Figaro.

You may be wondering how many brownie points I finished with. Well I do believe I am in credit, however, I have been reliably informed that these can be taken away at any time.

A special thank you goes out to the guys in The Figaro Shop. Without the work they have put in I can honestly say I would be well and truly in the dog house.

Hope to see you at some of the Figaro events.

Jill Stephens & Ian Mckeen



"Yes, we could have spent the money on a brand new car, but where is the appeal in that?"

Professional custom fluted seats complete the package



THE FIRST FIGARO EVENT - HERE'S THE CRAIC

Irish Member Joanna Firek discovers 'Advanced Figaroholic Syndrome' after a two day trip to County Clare.

Let's make it clear from the very beginning. There's no other car like Figaro to me. It has nothing to do with all the attention the car gets everywhere I go or with the admiration for its rarity. It's the way she makes me feel when I see her parked in the car park on my way back from work, secretly hidden behind the row of BMW's, four by fours and every other car on average twice the size of my Figgy. The radiating feeling I sense when I approach her can be only compared to having a first sip of my favourite soup on a chilly day or coming home to a loving husband after a long day at work. It's a very warm, joy-filling and smile generating sensation which Daisy, my Figgy grants me with on a daily basis.

I have always wanted to meet other Figaro owners in order to investigate the car's ability to spread joy and bring on a beaming smile upon a driver's face. Is it only me who has been entirely disarmed by the charm of these Japanese cuties? Are there others out there noticing symptoms of the Advanced Figaroholic Syndrome including an unexplained rush of adrenaline and happiness into the brain? These questions have been demanding an answer in my head for a long time or at least from the moment when I fell crazy in love with Figaro. Finally, on the 29th of April 2017 I got the opportunity to get some of my questions answered by meeting another Figgy-craze affected car owner Camilla, during the first Figaro event in Ireland.

I remember being very excited when I received an email from Camilla, also a Figaro Owner Club member and the Irish Chapter Coordinator, offering to meet up. It was a no-brainer to me as I wanted to get my answers sorted with regards to the mysterious abilities of the car. I exchanged with Camilla a couple of brief emails which were aiming at arranging a suitable date and a venue for both of us. At one point Camilla even offered via email staying overnight at her mother's house, no problem what-so-ever! Again, there is nothing like the Irish hospitality which never stops amazing me in the most pleasant ways.

We agreed on meeting in Ballyvaughan, a small sea side village situated at the heart of

the Burren - a region of County Clare in the southwest of Ireland, famous for its rocky and windswept landscape. It was the perfect choice for hosting the first Figaro club event in Ireland. The Burren region represents the country at its best with stunning views and spectacular driving routes stretching throughout vast cracked pavements of limestone. Considering the natural beauty of the region and the prospect of making a new friend for Daisy, it didn't take much to get my husband on board as well. We decided to turn the Figgy adventure into a two day trip to County Clare.

The journey between Armagh and Ballyvaughan took us almost 4 hours, mainly by boring and uninspiring motorways from

"The radiating feeling I sense when I approach her can be only compared to having a first sip of my favourite soup on a chilly day or coming home to a loving husband after a long day at work. It's a very warm, joy-filling and smile generating sensation which Daisy - my Figgy - grants me with on a daily basis"



AN FÉAR SORCA

TEA &
GARDEN
ROOMS





which you can see a flock of horses or ruins of a medieval church only sporadically. But it was all worth it. Even now I struggle to find the right words to describe the excitement I felt when I saw Lola, a stunning Lapis Grey parked outside Tea and Garden Rooms in Ballyvaughan, our meeting place. I became so hyper that according to my husband's account I started squealing with my high pitch voice like a teenager during a Justin Bieber concert. Something I don't recall. Figaros are such a rare breed in Northern Ireland.

Within the past 3 years I have encountered only a couple of Figgies in the country. A Lapis Grey parked outside of Queen's University Belfast 3 years ago, a Topaz Mist flying on the M1 and an Aqua Pale chilling in the Omniplex car park in Lisburn. I have never seen an Emerald Green about but I heard rumours that there is one leading a happy life in Londonderry. So my excitement understandably hit the roof, made a hole in it and then shot up straight to the Moon when I saw Lola, a show girl and Camilla's faithful companion.

Meeting Camilla was the most enjoyable experience. The three of us got on so well from the very beginning and the conversation felt flawless and very engaging. The fact that a waitress kept coming back to our table at least four times asking for our order speaks for itself. In the end we all ended up ordering the soup without even taking a proper look at the menu. I think if waitress brought a pumpkin pie instead we would have hardly noticed it. We were enjoying ourselves that much. The amount of Figgy talk we did was on an unprecedented

scale as I found Camilla equally enthusiastic and passionate about these little cars.

After our 2-hour lunch we finally moved outside to formally introduce Lola and Daisy to each other. The owner or the Tea and Garden Rooms kindly allowed us to park our cars right outside the coffee house on a drive normally excluded to parking, which gave us the incredible opportunity to take a couple of amazing photos capturing the beauty of the place. And o'boy! We went for it! To give you an idea about the photo

craziness taking place, well... all I am willing to reveal is that the next day Camilla sent me only the 50 nicest and carefully selected photos she had taken on the day.

The meeting also allowed us to exchange some practical tips on car maintenance, performance and overall functionality. For example, thanks to Camilla I discovered that there is a little hook supporting a lower boot lid on the right hand side so there is no need to use my own head to keep the lid up in the air while loading and unloading sleeping

bags to & from the lower boot. Camilla, on the other hand, decided to get a coolant alarm fitted, which has already been installed in my Figgy. Moreover, Lola will be treated to the eyelids soon to girl her up and I am getting a cassette adapter to be able to listen to songs from my MP3 player without spending a ridiculous amount of money on the upgraded Clarion radio unit.

The first Figaro Owners Club event in Ireland turned out to be a major success. There is no reason why it shouldn't have.

All the essential ingredients were present: beautiful cars, enjoyable company and views to die for. It was the ultimate joy and pleasure to meet another Figaro owner sharing the same passion, admiration and enthusiasm for these unique cars. In consequence, I obtained conclusive evidence that the Advanced Figaroholic Syndrome exists for real and interestingly, can be highly contagious. Additionally, Figaros present themselves with the undeniable ability of spreading joy and putting a beaming smile

on their owners' faces. It all leads to one logical conclusion: contracting Figaroholism is highly recommended for all.

Post Scriptum: More events will definitely follow, both in Northern Ireland and Ireland so keep your eyes open on email correspondence from chapter coordinators and on forum announcements.

JOANNA FIREK-UPRICHARD

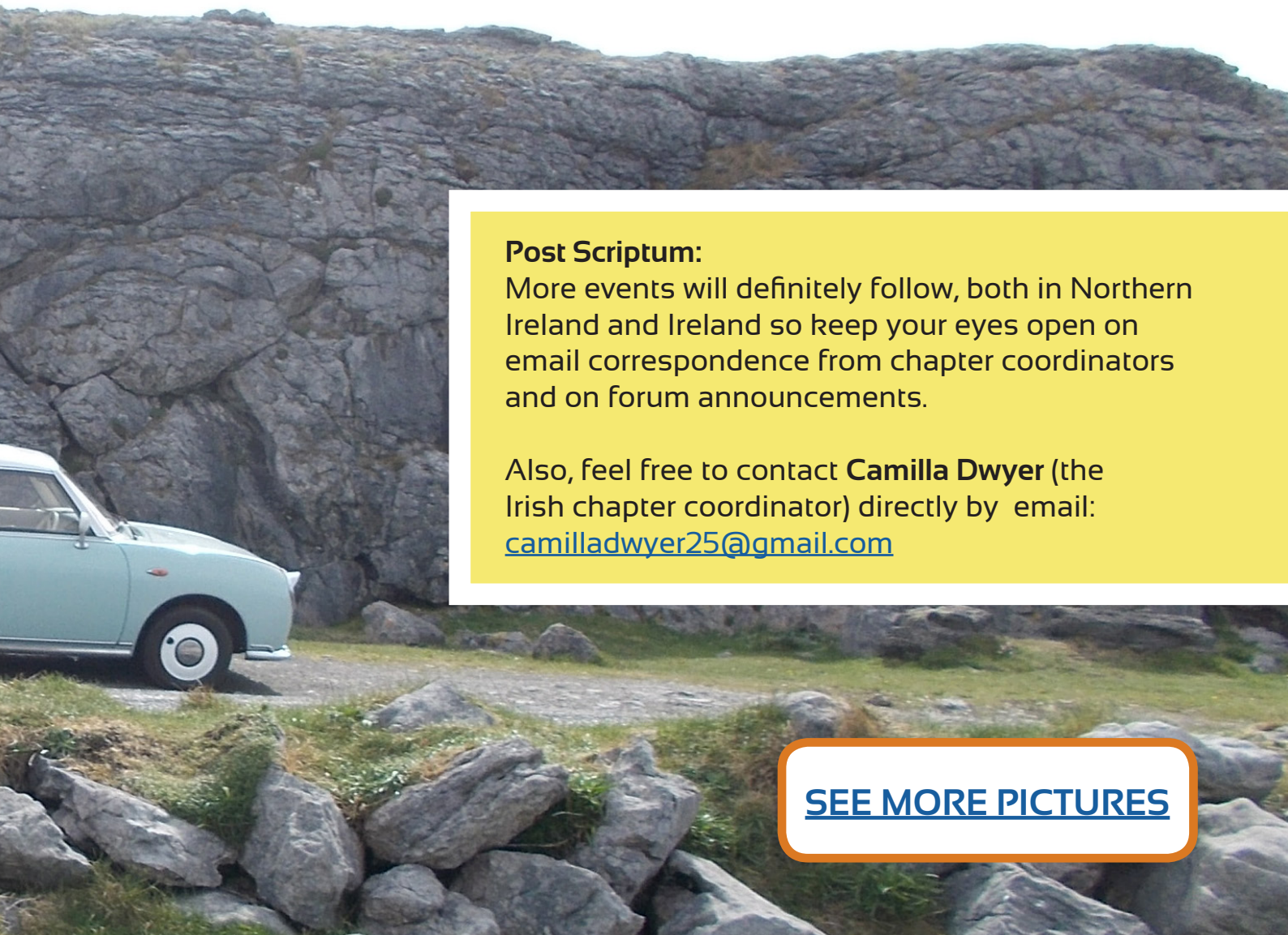


Daisy visits 'Father Ted's House', a shooting location of the popular 90's sitcom



Cruising through the Burren N





Post Scriptum:

More events will definitely follow, both in Northern Ireland and Ireland so keep your eyes open on email correspondence from chapter coordinators and on forum announcements.

Also, feel free to contact **Camilla Dwyer** (the Irish chapter coordinator) directly by email: camilladwyer25@gmail.com

[SEE MORE PICTURES](#)

ational Park



The first Figaro club event in Ireland, Tea and Garden Rooms, Ballyvaughan.



17 FIGAROS EXPLORE DORSET



South West Chapter Coordinator Suzy Compton takes her fellow members out for the day, taking in some Dorset cream teas, ice creams and spectacular scenery.

Sunday 11th June and seventeen Figaros of all almost every colour gathered in the sea view car park at Osmington Mills. After coffee we headed East in convoy on the Dorset lanes, in roof down sunshine.

We met a very surprised tanker lorry who waited patiently for us to manoeuvre round him and then we headed onto the Army live firing ranges in the hills to Tyneham, a village that was requisitioned in 1943 and never given back.

After exploring and picnicking we drove back up the hidden valley

to a hilltop viewing point. The sea mist obscured the view somewhat but we took some group photos, and nothing dampens the spirit of a Figaro convoy.

Then on to Lulworth village for cream teas and ice creams and more spectacular scenery. We had a great day and I think the rally has inspired other members to have a go at organising a meet up in their local area!

Thanks again to everyone who attended.

Suzy Compton
South West Chapter Coordinator



"17 Figs through very nice driver u patient to man around"





s coming
h! The
ce tanker
waited
ly for us
oeuvre
him"





Seventeen
Figaros exp
coast and hi
Dorset. Brin
to Tyneha
and Lulwo





marvellous
exploring the
hills of South
giving smiles
m Village
orth Cove.

[SEE MORE PICTURES](#)



FIGARO MASTERCLASS

Engine Rebuilds

CONTRIBUTOR: **TOBY BROOKS - THE FIGARO SHOP** EMAIL: info@thefigaroshop.co.uk

Over the last 10 years or so it's slowly become more and more common for Nissan Figaro engines to fail. Sadly they don't need much of an impact from a faulty cooling system or low/contaminated oil to cause the pistons to melt.

The aluminium parts that the engines are made of doesn't corrode, they are also lightweight however the downside is that as they get older they become weak and don't withstand heat as well. Overheating is the most common cause of failure however we do see lots of other reasons, sometimes it's simply age. The other thing is to make sure you servicing is up to date and the oil and filters are clean, you can see the blocked mesh in one of the images here, the dirty oil in this car caused huge damage.

We really pride ourselves in the research and development time we put into our engine building. The difference between a rebuilt engine that's not finished to a high level and a rebuilt engine that's been done well is vast. It affects the time the engine lasts, the sound, the power, the fuel consumption, the overall cosmetic appearance and much more.

To give you an overview of what's involved I'll start with the point the donor engine is stripped down, a donor engine is always required to create a reconditioned unit, for its engine casing.

The damaged engine block is stripped down, measured, cleaned and tested for tolerance. Then the parts are sent out and re-machined. This means all the surfaces are ground back, we use specifications that are more accurate than the ones Nissan used when the engines were created. This is what's referred to as a 'blueprinted' engine and means it's as accurate as possible. The measurements are accurate to 0.001 of a mm.

Once the machine work is done it's a case of collecting up all the parts and then measuring them again. Engine building is certainly defined by the phrase 'measure twice fit once'.

Each part needs to be cleaned before assembly. Every part needs to be either re machined or replaced. As a rule I would say that all high friction areas are replaced with brand new parts, anything that's made of rubber is replaced brand new and the casings and connecting parts are re machined.

An engine is built up a bit like a cake, starting with a base and then working upwards from there with layers. The icing on the top is the brilliant red cover, with its Turbo Nissan script. We always re-paint these and they really set off the engine in a great way.


Once the engine is assembled it's a case of fitting and running it. Once it's been run it ideally needs to be road tested and then tuned. Plus at

least one more oil change.

The first few hundred miles with a new engine are known as 'run in' and the new engine needs to be treated with care, once this time passes and the car gets a further oil change the engine should be bedded in and ready for normal use.

It's a detailed process but is one of those areas you can't deviate from the correct techniques. It's always an absolute pleasure to see another Figaro drive away from the shop with a new engine, we know that's another one kept on the road.

With numbers in the UK dwindling it's really important to look after the cars we still have.



This is the oil pump filter, you can see the poor condition oil blocking up the mesh and preventing the engine from being lubricated correctly.



Watch the video

2 Minute 15 Second Engine Rebuild!



The result of that poor oil, a piston without any cooling. This should be smooth and shiny.



Preparing, cleaning and laying out the parts is essential for an organised build.



The prepared engine block, awaiting assembly.



The finishing touch! Engines primarily need to be built well but second to this looking good helps too.

The finished engine, ready for fitting



Please note we are providing this info in good faith from available sources. As with anything you should only carry out work with the correct tools and skills. We are not responsible for anything occurring from this information/advice.. You are doing so at your own risk!

NEXT EDITION - Suspension Upgrades

MEMBERS GALLERY



SEE YOUR FIGARO IN PRINT!



Julie Suttle

LOCATION
Dormansland, Surrey, UK.

CAR NAME
JOE' (named using the first letters of our
3 kids names - Jax-Jonny, Orestas and
Eleonora).

Liz Cherie

FIGARO
Restored by The Figaro Shop
www.thenissanfigaroshop.co.uk

Clothing
Vivien of Holloway
www.vivienofholloway.com



Yan Sauveur

LOCATION
Cotswolds, UK.

CAR NAME
MacKenzie



Dorothee & Phil Auldridge

LOCATION
Dripping Springs, Texas, USA.

Francine Scales

LOCATION
Norfolk at Happisburgh Lighthouse

PHOTOGRAPHER
Francine Scales

CAR NAME
Poppy



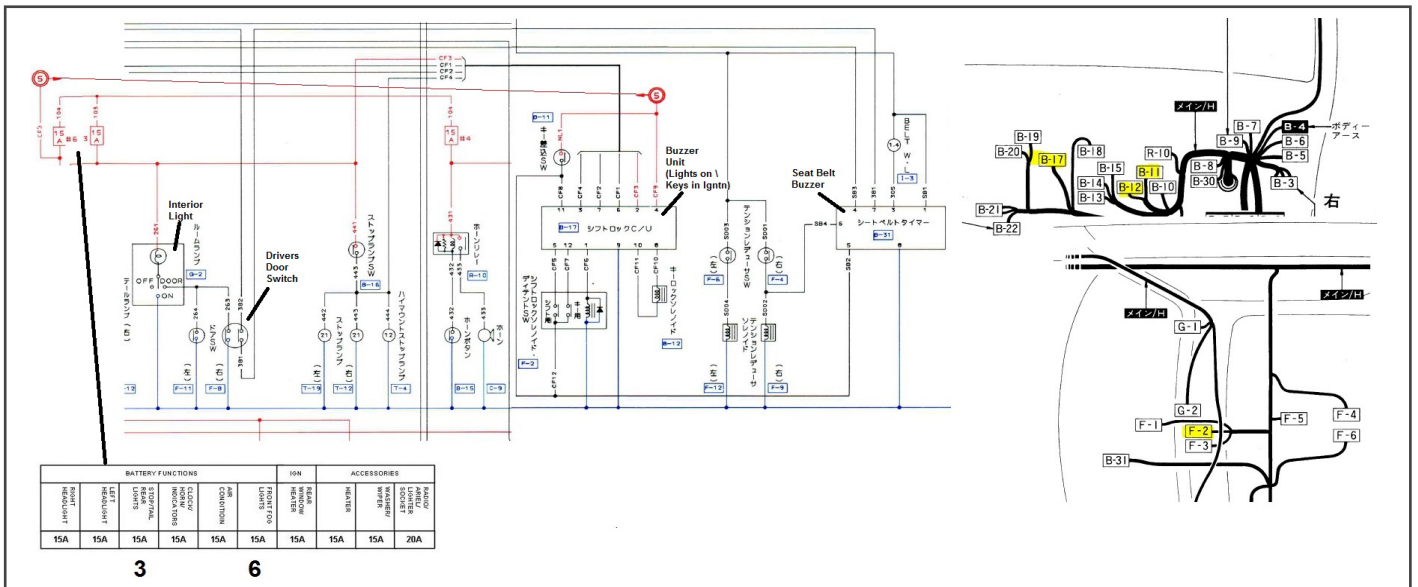
POLITE NOTICE
THESE ARE PRIVATE PROPERTY
THESE ARE PRIVATE PROPERTY
THESE ARE PRIVATE PROPERTY
KEEP OFF THE GRASS
STRICTLY NO DOGS

NO
UNAUTHORISED
VEHICLE ACCESS

OWNER WORKSHOP

No Bleeps when lights on or key in Ignition when door opened

CONTRIBUTOR: **SIMON SMITH (FORUM TECHNICAL GURU & GLOBAL MODERATOR)**



One of the Figs wasn't bleeping when the drivers door was opened and either the lights were left on or the Ignition key was left in. The interior light worked correctly.

Starting with the basics I had a look at the drivers side switch, one screw holds it in and acts as a ground. It has a 3 pin plug in addition to the ground created by the body. The passenger side only has one connection.

So I did some tests with a meter, as expected the screw hole metal to one pin was OK (interior light), but the other two pins did nothing regardless of the switch position.

I did a quick check on the other Fig and confirmed that it should work, swapping the switch over fixed the not buzzing issue for the lights, however I found that I had to wiggle the keys a bit for that to buzz to, I suspect that the sensor switch in the ignition barrel is probably worn/dirty.

So me being a bit tight thought I'd take it

apart and see if I could fix it.

I started by using a small flat bladed screwdriver and carefully pulling it apart over the clips either side.

Once apart there was a spring and it came apart into three sections, the overall body, the connections section and inside the body slid out the switch barrel.

I could see the contacts inside were just corroded and also slightly worn and bent so I used a small file and cleaned them up. I then removed the inner part of the body by pressing in the for metal contacts and pulling the plastic barrel out with small pliers. These contacts were then also cleaned with the file and then bent out further.

I reassembled, making sure that the parts were in the correct way round (they are all keyed).



Once back together it then all worked OK! Saved me the cost of a new switch.

The parts if you need then are available:

- Drivers Switch: 2536041L01
- Passenger Switch: 2536010V00
- Rubber switch boot cover: 253686P000
- Screw: 2536530R09



Door switch assembly removed



"I did some tests with a meter, as expected the screw hole metal to one pin was OK (interior light), but the other two pins did nothing regardless of the switch position"



Please note we are providing this info in good faith from available sources. As with anything you should only carry out work with the correct tools and skills. We are not responsible for anything occurring from this information/advice.. You are doing so at your own risk!

NEXT EDITION - Door panel removal



MEMBER DISCOUNTS



TO VIEW YOUR DISCOUNTS - [CLICK HERE](#) - USE PASSWORD FOCMDC

Car Insurance

We've joined forces with 'Classic Line Insurance' to offer you 15% discount on your car insurance.



Agreed Insurance Valuation Certificate

When insuring your Figaro we highly recommend an 'Agreed Price' at commencement of your policy as this will provide a 'no questions asked payment'. As the Official Nissan Figaro

Owners Club we are authorised by insurance companies to provide insurance valuations on the Nissan Figaro. We can now provide on-line valuations for only £15 for our members (normally £25).

Mud Flaps

You may not know this but the original Figaro mud flaps are no longer available so we have been



working with a specialist company to recreate them. Well the great news is they add a final finishing touch to your car.

Car Covers

You've emptied your piggy bank to buy your Figaro so why not ensure she's kept clean and shiny! It's a known fact that using a car cover will extend the life of a car in addition to, hopefully, maintaining its value.



Rust Protection

If you drive your Figaro all-year-round we highly recommend you get it treated with Waxoyl or an equivalent product. The original design of the car with its deep cavities is an ideal breeding ground for rust especially in areas along the under door seals.



In cold conditions salt is applied on roads which ends up deep inside the cars body. Waxoyl which is a flexible weatherproof skin helps prevent corrosion.

Boot Rack

The club works with Autolink UK who supply



a purpose-made boot rack for the Figaro. This luggage rack has marine



varnished hardwood slats to put the luggage on, giving a more classic look. Easy to fit and remove, it comes complete with fitting kit. Aftermarket item, made in England, easy to fit and remove.

Service Kit

This Service Kit is provided by Autolink UK and is an ideal solution if you are planning on going on a long trip and contains Oil, Air & Fuel Filters and Spark Plugs.



Seat Care

One of the main appeals of the Figaro is the superb leather seats. To keep these in tip-top condition the club works with the Leather Repair Company who produce a range of

quality leather care, repair & restoration products.

Figaro Toy

Detailed miniature Nissan Figaro 1:43. Beautiful detail miniature with original wheels and sunroof. Manufactured by Kyosho, this car is a perfect copy of the real thing and makes an ideal present or gift for the Figaro lover in your life! Material: Diecast Colour: Emerald Green/white.



Tokyo Nouvelle Vague Plaques

The external plaques are supplied as a pair and designed to be located on both sides of the car using the high impact self adhesive tape provided



Owners Plaque

This is the ideal gift (or treat for yourself) or for any lover of the Nissan Figaro. Beautifully presented in a custom presentation box and engraved onto 1mm thick stainless steel, these Figaro Owners Plaque can

come with either a black velour backing for display purposes or 3M tape so it can be stuck anywhere!

Figaro Decal Stickers

These are reproduction Nissan Figaro decal stickers. Original artwork as close to the original as possible (unavailable now). The stickers include very simple instructions for a foolproof application.

Internal Plaques

The internal plaque is ideal for positioning inside on the dashboard top. Make your Figaro stand out from the crowd with these fantastic additions!



Figaro Lockable Glove Box Latch

Keep your personal items secure with this lockable glove box latch. Any Figaro key will lock this too!



Figaro Door Sill Tread Plates

These superb high quality tread plates have been produced in partnership with the club by BERMECA. The company, based in Istanbul, manufactures tread plates for a range of car brands





CLUB CHAPTERS

Each Chapter has a 'Coordinator' who's role is to keep in regular contact with members in those chosen UK Regions/Rest of the World Countries*

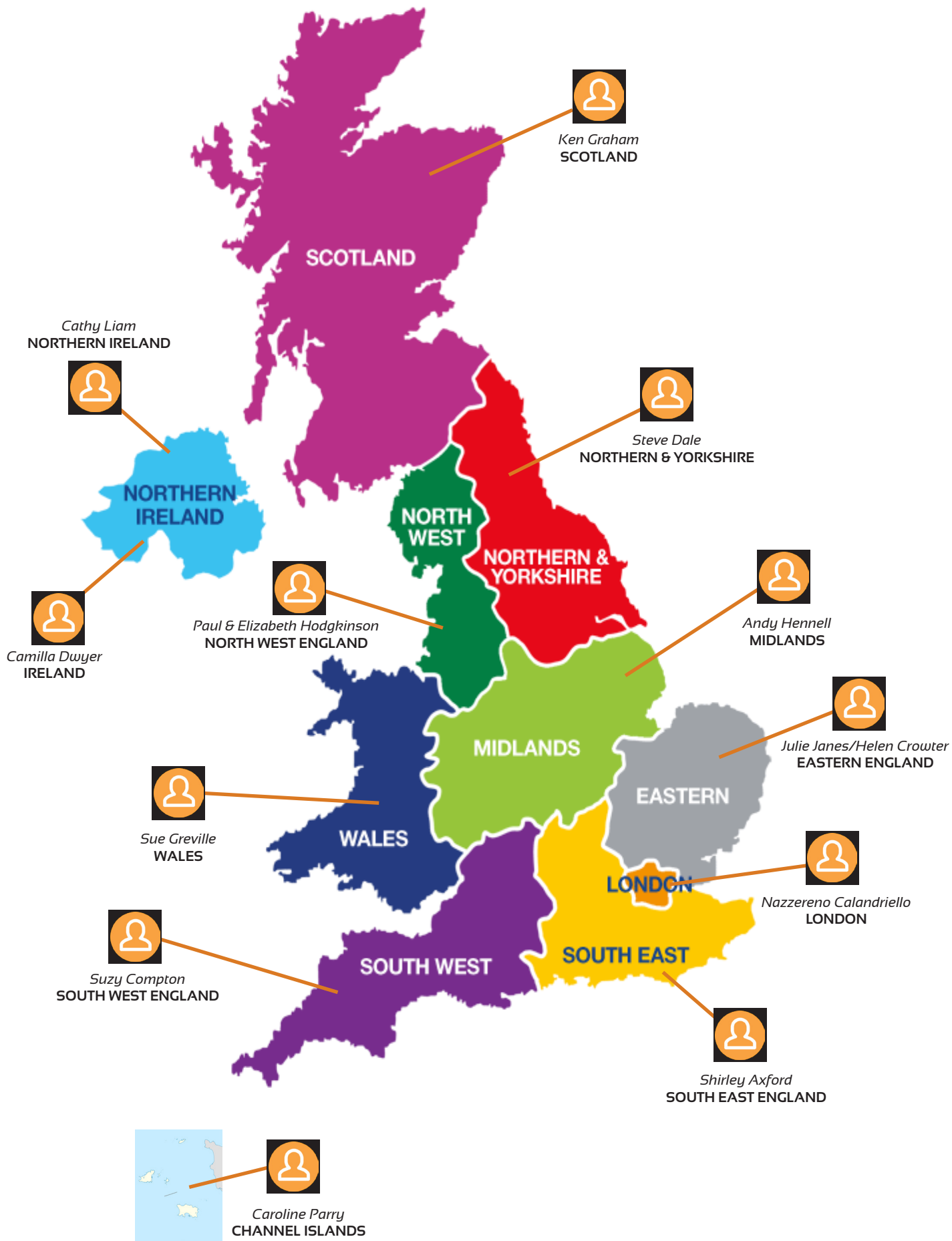
TO VIEW THE CHAPTER DIRECTORY - [CLICK HERE](#) - USE PASSWORD FOCDD



*Only Countries with more than 5 Members will be allocated a Chapter Coordinator.

REST OF THE WORLD

UK LOCAL CHAPTER AREAS





SUPPLIERS DIRECTORY

Supplier List

GARAGES

[CLICK HERE](#)

PARTS

Autojap Spares

t: 024 7647 4848

e: sales@autojapspares.co.uk

w: www.autojapspares.co.uk

Bookham Autos

t: 01372 456274 / 07927 370701

e: bookhamautos@gmail.com

w: www.figarosales.co.uk

Figaro Spares

t: 0844-3181537 or 07415-486692

e: Sales@figarospares.co.uk

w: shop.figarospares.co.uk

The Figaro Club

t: 07753 636131

e: info@figaroclub.com

w: www.figaroclub.com

The Figaro Shop

t: 01235 812511

e: info@thefigaroshop.co.uk

w: www.thefigaroshop.co.uk

Wilson's Automobiles & Coachworks Ltd

t: 01372 736066

e: itjs@wilsons.co.uk

w: Visit Ebay Website

ACCESSORIES

BOOT RACK

Autolink (UK) Ltd

t: 01489 877770

e: admin@autolinkuk.co.uk

w: www.autolinkuk.co.uk

CAR COVERS

Carscovers Ltd

t: 01262 671962

w: www.carscovers.co.uk

Classic Additions Ltd

t: 01938 561717

e: sales@classicadditions.co.uk

w: www.classicadditions.com

CD RADIO UPGRADE

Clarion Service UK

t: 01285 861861

e: mail@clarion-service.co.uk

w: www.clarion-service.co.uk

INSURANCE

ClassicLine Insurance Services

t: 01455 639 000

e: info@classiclineinsurance.co.uk

w: www.classiclineinsurance.co.uk

LEATHER TREATMENT (SEATS)

Leather Repair Company

t: 01482 976803

e: richard@leatherrepaircompany.com

w: www.leatherrepaircompany.com

MUD FLAPS

Performance Creations

t: 01204 659 594

e: performancecreations@btinternet.com

w: www.performancecreations.co.uk

NUMBER PLATES

Speedy Registrations

t: 02866 387124

e: sales@speedyreg.co.uk

w: www.speedyreg.co.uk

ROOF REPLACEMENT

European Trimming Company

t: 01883 718530

e: info@europeantrimming.co.uk

w: www.europeantrimming.co.uk

WINDSCREENS

National Windscreens

t: 01827 338 969

w: www.nationalwindscreens.co.uk

Useful Links

Road Safety

[Click here](#)

Car Safety and keeping your child protected

[Click here](#)

FB Group 'Things for Sale'

[Click here](#)

Belgium Figaro Community FB Page

[Click here](#)

French Figaro Community FB Page

[Click here](#)

Holland Figaro Owners Club

[Click here](#)

Irish Figaro Community FB Page

[Click here](#)

US Figaro Club

[Click here](#)

CLUB SERVICES



NISSAN FIGARO BUYERS GUIDE

Priced at just £6 and published by us this Online (PDF) Guide will be emailed to you within minutes and is a comprehensive guide to buying a Nissan Figaro.

"Highly recommended to anyone buying the car!"

[CLICK HERE](#)



INSURANCE VALUATION

To guarantee that your Figaro is properly insured it is important to get it valued. This will ensure that you are completely covered should the worst happen

"This certificate could save you loads of money"

[CLICK HERE](#)

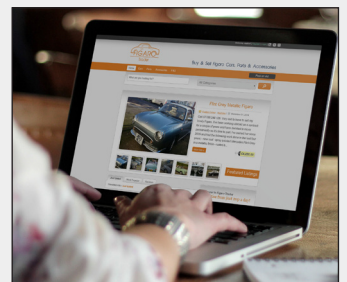


FIGARO MERCHANDISE

Looking for the latest Nissan Figaro Apparel & Accessories? Choose from a wide variety of our official Nissan Figaro clothing for both Men, Women, Children and Pets!

"All products are in stock and delivered within a days"

[CLICK HERE](#)




BUY & SELL YOUR FIGARO

Figaro Trader allows private & trade users to advertise Nissan Figaro Cars, Parts & Accessories. The site is heavily promoted on many search engines

"The site is owned and run by The Figaro Owners Club"

[CLICK HERE](#)



Auto Jap Spares - Your specialist Nissan Figaro Parts Supplier
Tel: 024 7647 4848 Email: sales@autojapspares.co.uk Web: www.autojapspares.co.uk



2017 EVENTS CALENDAR

Book your day out [Click Here](#)

Crossing Classic 2017

Crossing Temple, Witham Rd, Braintree,
CM77 8PD
Location: Braintree
Date: 25/06/2017
Time: 11:00 am - 4:00 pm

The Haynes 100 – 2017

16 Silver End Road, Haynes, Bedford,
MK45 3PP
Location: Haynes
Date: 26/06/2017
Time: All Day

Great Yarmouth Wheels Festival 2017

Marine Parade, Great Yarmouth NR30
2EH
Location: Great Yarmouth
Date: 08/07/2017 - 09/07/2017
Time: 9:00 am - 5:00 pm

Planes, Trains & Figaros 2017

Flixton Air Museum, Bungay, Suffolk, NR35 1NZ
Location: Suffolk
Date: 09/07/2017
Time: All Day

Kimbolton Country Fayre 2017

Kimbolton School, Kimbolton Castle
Huntingdon, PE28 0EA
Location: Huntingdon
Date: 09/07/2017
Time: All Day

A Drive Through Time 2017

West Park, Bognor Regis, West Sussex,
PO21 2RD
Location: Bognor Regis

Date: 16/07/2017

Time: 11:00 am - 4:00 pm

CarFest North 2017

Bolesworth Castle
Location: Chester
Date: 28/07/2017 - 30/07/2017
Time: All Day

Silverstone Classic 2017

Silverstone Circuit, Towcester,
Northamptonshire. NN12 8TN
Location: Towcester
Date: 28/07/2017 - 30/07/2017
Time: 9:00 am - 6:00 pm

Scottish Retro/Classic Car Show 2017

Lochgelly Motorsport Complex,
Lochgelly, Fife, KY5 9HG
Location: Fife
Date: 30/07/2017
Time: 10:00 am - 5:00 pm

Tetbury Classic Car Show 2017

Sir William Romney's School Lowfield
Road Tetbury Gloucestershire GL8 8DS
Location: Tetbury
Date: 03/09/2017

Time: 10:00 am - 4:00 pm

Cornwall Figaro Rally 2017

Tricky's Hotel, Tolgus Mount, Redruth
TR15 3TA
Location: Redruth
Date: 05/09/2017 - 07/09/2017

Surrey Classic Vehicle Gathering 2017

Venue: Rural Life Centre
Location: Tilford
Date: 17/09/2017
Time: 10:00 am - 4:00 pm

The Big Welsh Car Show 2017

Chepstow Racecourse, Chepstow,
Monmouthshire, NP16 6BE
Location: Monmouthshire
Date: 17/09/2017
Time: 11:30 am - 4:30 pm

The Castrol Experience

BP Technology Centre
Location: Pangbourne
Date: 18/09/2017
Time: 6:00 pm - 9:30 pm

Heartlands Vintage and Modified Car Show 2017

Heartlands, Robinson's Shaft, Pool,
Redruth, Cornwall, TR15 3QY
Location: Redruth
Date: 07/10/2017 - 08/10/2017
Time: 11:00 am - 4:00 pm

NEC Classic Motor Show 2017

NEC North Ave, Marston Green,
Birmingham B40 1NT
Location: Marston Green
Date: 10/11/2017 - 12/11/2017
Time: All Day

2015 BACK ISSUES

TO VIEW ALL - [CLICK HERE](#) - USE PASSWORD FOCFA



Edition 1 - March 2015 – [Click Here to View/Download](#)

The Perfect Wedding Car - Getting Ready for Scotland - Kevin & Ruth Costello Cover Story - Events Calendar - Members Gallery - Owner Workshop on Coolant System & Hoses - Rocking at Rockingham - Figaro Masterclass on Rust - The world according to Beep Beep - Member Discounts - Suppliers Directory.

Edition 2 - June 2015 – [Click Here to View/Download](#)

A Figaro Like No Other - The Big Interview - Events Calendar - Cover Story Interview - Owner Workshop on Rocker Shaft Information - Nissan Figaro 25th Birthday Party - Figaro Masterclass on Painting - Nitrogen - Is it all hot air? - Member Discounts - Suppliers Directory.



Edition 3 - September 2015 – [Click Here to View/Download](#)

My dream car is Sarah Janes's Car! - From Sheffield to Ile-de-Re in Figaro - Events Calendar - Shelley Heighton-Towers - Cover Story Interview - Owner Workshop - Heater Repair - Nissan Figaro 25th Birthday Party - Figaro Masterclass on Cambelts - Odd-Ometer - What's your mileage - Member Discounts - Suppliers Directory.



Edition 4 - December 2015 – [Click Here to View/Download](#)

Happy Birthday Member Story - Dear Santa Xmas Offers - California Dreaming (US Member Story) - Santa Saves the Day (Xmas Poem) - Member Profile - Windscreen Nightmare Member Story - Figgie on a Roll Member Story - Members Gallery - On the Road (NEC Show Report) - Owner Workshop (adjusting your timing) + much more...




2016 BACK ISSUES



Edition 5 - March 2016 – [Click Here to View/Download](#)

Member Profile: Member Janet Penton sent in this story penned by her 'little happy car' – Poets' Corner: Member Ian Martin shares another figgy poem – Why I Love my Figaro: A new series allows our members to share the love! – Member Offer: Save 10% on these new tread plates – Cover Story and more...



Edition 6 - July 2016 – [Click Here to View/Download](#)

Our latest club magazine includes the full story of our wonderful 25 Birthday celebrations, Member Stories, Owners Workshop (adjusting your tappets), Figaro Masterclass (detecting leaks), Members Gallery, Events Calendar, Member Discount Codes and Archive Downloads...



Edition 7 - October 2016 – [Click Here to View/Download](#)

Our latest club magazine includes the full story of our Belgium Figaro Rally 2016, Tips for European Touring, Living the dream article, Member Stories, Owners Workshop (fitting a battery isolator), Figaro Masterclass (changing disc brakes), Members Gallery, Events Calendar, Member Discount Codes, Chapter Information and Archive Downloads.

Edition 8 - December 2016 – [Click Here to View/Download](#)

Our latest club magazine includes a number of interesting member stories, a report from the NEC Classic Motor Show, Christmas must-haves, owner workshop (how to fix a distributor leak), Figaro masterclass (painting the Figaro), member gallery, events calendar, member discount codes, chapter info and downloads...



2017 BACK ISSUES



Edition 9 - March 2017 – [Click Here to View/Download](#)

This edition include contributions from Toby Brooks, Simon Smith, Tracy Hill, Patrick & Valerie Dutriewicz, Belinda Wanless, Rob Janssen, Ursula Pressmar, Ann Wardrop, Steve Marciniak, Stuart Cleverley, Mary Simcox, Mandy Hall, Tina Taylor, Nazzareno Calandriello, Sharon & Chris Foulkes, Dubravka Vandeeper, Jane Ellison-Bates and lastly but never forgotten Janet Penton!

JERSEY FIGARO RALLY 2018

14th - 18th May

Next year the club return to the beautiful island of Jersey in the Channel Islands for our annual club rally. It was 6 years ago when we last visited this historical and truly stunning place that's small on size, but big on personality.

The roads are made for our little cars and being

quiet are perfect for some awesome country and seaside convoys!

There is still much to organise and arrange but we felt it would be a good idea to publish our plans so you can make arrangements and pencil in the dates for next year!

PRICES (BASED ON 2 PEOPLE)

£352* Per Person (Ferry from Poole UK)

£367* Per Person (Ferry from St Malo)

**Estimated costs & could be subject to change*

BOOKING OPENS IN SEPTEMBER

[Learn more](#)



Figaro Owners Club

58 Earl Howe Road, Holmer Green, High Wycombe, Bucks, HP15 6QT.

www.figarownersclub.com | sales@figarownersclub.com