

Nissan Figaro Owners Club

Figgyworld

EDITION #008 DECEMBER 2016

QUARTERLY MAGAZINE

CHRISTMAS EDITION

Aussie Chapter
Coordinator
Stefanie Scott
gets ready for
Christmas!

Member Profile

French Member Stephane Legoff talks to Figgyworld about how a chance meeting led her to falling head over heels in love.

PAGE 04

Star of the show

Our little cars caused a real storm at the Classic Motor Show

PAGE 14

Figaro Masterclass

Toby Brooks explains in detail the Figaro repair & painting process

PAGE 52

12 Dutch Member
Brigitte Van den
Broek shares
the love...



CONTENTS

DEC 2016



06 You meet the nicest people in a Figaro



14 Report from the Classic Motor Show



20 Christmas Figgy must-haves



28 Julie Janes looks back at her Big Day



36 How to fix a Distributor Oil leak



52 Our 2017 Events Calendar is filling up



The Figaro Shop, Broadway, Rich's Sidings, Didcot OX11 8AG
Free phone: 0800 917 3119
Mobile: +44 (0)7515 284917 Tel: +44 (0)1235 812511

Book Now for a full service and get a free set of Custom floor mats, plus a model Figaro.

Full service includes

- Oil filter
- Air filter
- Fuel filter
- Change oil
- New spark plugs
- Strip off brakes and inspect, adjust as required
- Inspect suspension for wear and faults



*'Treating Your Figaro With
The love It Deserves'*

Retail price is
£299

we are
only charging
£199



Mats available in
Black, grey
and beige.

MESSAGE FROM KEVIN

EDITOR: Kevin Fagan EMAIL: sales@figaroownersclub.com



Our ownership challenges start now

It's true! With our 25th Birthday under the belt the real challenge of ownership starts now. As the car becomes older the support and availability of spare parts from Nissan will undoubtedly diminish. In fact it's already started. According to Danny Smith (Parts Manager of The Figaro Shop), parts such as the RH window switches, clips that hold all that beautiful chrome strip place, rear lamps units, interior mirror, glove box latches, rubber roof seals - etc etc are all NLA (no longer available). Add to this the increased demand for old parts to restore cars from new markets such as the USA and the net result is the price of the existing parts available will increase. The good news

is The Figaro Shop is bridging this shortfall by manufacturing replacement items (such as the window motor and rear window) and repairing old broken parts. Certain parts however will never be available from any manufacturer apart from Nissan. According to Danny, parts such as the upper rear wing chrome & roof seals for example cannot be manufactured as the cost of tooling is unfeasible. This is another reason why some parts demand an astonishing premium, as once they are gone that's it. Unfortunately the net result for us could lead to higher insurance premiums and ownership costs. As a club we take our role in on-going support very seriously and in addition to providing comprehensive information on

our forum we will continue to work closely with companies such as The Figaro Shop to ensure we can keep our little cars on the road for another 25 years!

In this edition we hear yet more stories from our members about their little adventures and how the Figaro can become the catalyst for conversation and new friendship.

If you turn to page 51 you'll notice a new series called 'Chapter Updates'. Here you can read the plans and ambitions of our chapter coordinators for 2017. Can I please make a personal plea for members to get involved as this is a 'two-way process' and they need your help and input to make it a real success.

This month will see a big push from me to try and get our new Website ready for launch in January. It's a huge amount of work but our hope is the site will take the club to another level and by focusing on the 'life-style' of the Figaro will find new fans and future owners to boot.

As usual my sign-off includes thanks to everyone who's helped put this edition together and a request to keep sending your stories & pictures.

Have a wonderful Christmas

Kevin

Club Websites

Published by Figaro Owners Club, 58 Earl Howe Road, Holmer Green, High Wycombe, Bucks, HP15 6QT, ENGLAND.

Figaro Owners Club

Extensive information for current and future owners including events, galleries, products & services etc.
www.figaroownersclub.com

Technical Forum

Over 20,000 technical and ownership posts including technical manuals, guides & information A-Z ownership issues etc.
www.figaroownersclubforum.com

Buyers Guide

Comprehensive Online publication to inspecting, test driving and buying the Nissan Figaro.
www.nissanfigarobuyersguide.com

Figaro Trader

100% dedicated website for buying and selling Nissan Figaro Cars, Parts & Accessories. Sell your car from £10 or a Part/Accessory for just £5.
www.figarotrader.co.uk

Figaro Store

Our club shop includes Figaro Owners Club T-Shirts, mugs, stickers and more. In addition it features the latest Nissan Figaro Apparel & Accessories. Choose from a wide variety of our official Nissan Figaro clothing for both Men, Women, Children and even Pets!
www.cafepress.com/thefigarostore



MEMBER PROFILE

French Member Stephane Legoff talks to Figgyworld about how a chance meeting led her to falling head over heels in love.



My name is Stephane and I am a new member of the club. I am writing to you from France but sorry if my English isn't perfect.

I want and try to tell you my LOVE STORY with my Figaro.

I love the UK and once a year take my family to London. I own a black taxi cab too (see below) and I buy some parts for her when I am there. About 5 years ago we were in a street when a strange and funny car came and parked behind us. The car was blue and so beautiful. I said to myself "what's that!" And went and asked the driver. She told me it's a Nissan Figaro. I told her she had a wonderful and nice car and I never seen a car like this, I was really stunned.

As soon as I got home in France I looked everywhere if I could find one locally but all Figaro for sale were in UK. However I was worried because I had a bad experience when I brought my taxi cab. I found my Figaro on Ebay UK. To start with I thought it was a joke because the picture looked so good on the advert but when I asked questions to the seller he told me the roof was in poor condition, interior tatty and MOT wasn't good because the body was very rusty. He also said he could not send me any other pictures! The price was only £1,800 so i decided to buy her because i told myself it's not really that expensive .

So I travelled to the UK with a friend to the seller house in the south of London. On arrival we drove into a very big and nice house. I was really surprise when I saw the car as she appeared in very good condition. The roof and interior were OK and there was just a little rust on rear wings and lower part of the body.

It was the first car of his owners young daughter and now she bought a VW Golf I think they were hurry to sell the Figaro so I was very happy.

After a major service (it's easy for me as I'm a garage owner) I now drive her every day. It's very funny because on the road everybody looks her with 'big eyes' because no one knows this car and says "magnifique! ,super! tres jolie!"

Last August I was at the famous Concentration at Marçon Classic Car event with my black taxi cab and my daughter with the Figaro. There were 1,000 cars exposed and the Figaro finished in the 50 first! (before Jaguar type E ,combi WV split, Alpine A110 and a lot of very nice cars) so I was very proud

I'm very in love with her and i'll never sell it.

I hope one day to return in holiday in UK with her but before I need to Register her in France because at the moment it's a temporary register and i can't go out of France.



YOU MEET THE IN A FI



It's True: You Meet the Nicest People in a Figaro

When I was a boy growing up in Southern California, Honda had a terrific tagline to market its line of entry-level motorbikes: "You meet the nicest people on a Honda."

The same can be said of the Nissan Figaro. As any Figaro owner can tell you, the car attracts an unusual amount of attention from all ages. It elicits smiles like no other vehicle

I've ever driven, be it with four or two wheels. You never know whom you're going to meet in a Figaro.

Here's an example: This past summer, I got a personal tour of the incredible Louwman Museum in The Hague, one of the top car museums in the world, from Evert Louwman himself. All because I happen to own a Figaro.

The intercontinental story began in 2014, when a Nissan colleague in the United States, a fellow car guy who knew I owned a Figaro,

put me in touch with a friend in Los Angeles who wanted to buy a Figaro for his fiancée.

The friend, Joe Molina, owns an automotive public relations agency that's well-known in the industry. I put him in touch with the Figaro Owners Club (he found the buyer's guide extremely helpful) and several dealers in the UK, tapping into Kevin Fagan's vast knowledge of all things Figaro. Over the course of nearly two years, by email and phone, we discussed the merits of several cars.

NICEST PEOPLE FIGARO



With the Figaro reaching the 25 year milestone this year, it became eligible for import into most of the 50 states. Smart classic car dealers there began scouring the auctions in Japan and the online ads in the UK and elsewhere for low-mileage examples.

In the end, Joe found that a dealer who specializes in Japanese domestic market imports in Southern California had just such a Figaro. Although the price was higher than what he would have paid in Japan or the UK, he saved the cost and hassle of importing. He

and his new bride are quite happy with what they got.

So how did this all lead to our private tour of the Louwman?

It turns out that Joe had met the Dutch dealer Evert Louwman at the famous Amelia Island Concours d'Elegance in Florida. They were seated next to each other at a black-tie gala and got to talking. Evert told him if he ever were in the Netherlands, to stop by for a private tour.

So in June, when Joe and his new bride, Beth, were honeymooning in Europe, they did just that, arranging a stop in The Hague for a visit. And Joe was kind enough to invite me to join them. Of course, I jumped at the chance – and drove my Figaro.

And what a tour it was!

Although I had been to the museum twice already, it was a thrill to hear the stories behind many of the cars on display from the son of the man who started the collection>

Beth and Joe Molina with Evert Louwman (center) outside the Louwman Museum





>back in 1934. The collection includes far too many interesting cars to recount here, including the world's oldest known surviving example of the first Toyota car, an AA sedan. How he discovered and obtained it, rotting in a Siberian farmer's field, it is an amazing story. As we toured the collection, hearing these stories, Evert Louwman's passion for the collection and his love of cars was obvious.

The Louwman collection is unique in that each of the vehicles on display has some historic significance or value. And it's not just cars. There are motorcycles, bicycles, carriages and other unique vehicles. Louwman is a proponent of leaving cars in their original state, when practical; many of the classics in his collection wear the patina of decades of use.

I'm also a big fan of the Louwman Museum's architect, the late Michael Graves, who designed several buildings in The Hague. Louwman said the famous American architect was the one who was able to translate his vision for the purpose-built museum into reality, and that he was a pleasure to work with. It is a beautiful facility, much larger than it appears from the street, nestled in the wooded parklands on the outskirts of The Hague.

If you ever have the chance to travel to The Netherlands, don't miss the Louwman Museum.

The family-owned Louwman Group is one of the largest auto dealers in Europe, with 42 dealerships in The Netherlands alone, representing the Toyota, Lexus, Suzuki, Jeep,

Lancia, Abarth and Alfa Romeo brands. It is also has operations in Sweden, Belgium, Luxembourg, Denmark and the Czech Republic. Founded in 1923, today it imports 55,000-60,000 vehicles a year.

The Louwman Museum, also known as the Dutch National Motor Museum, is the family's generous contribution to preserving the world's motoring heritage. And Mr. Louwman is proof that you meet the nicest people in a Figaro.

Brian Akre

(Club member Brian Akre is an American who owns a left-hand-drive, emerald green Figaro; he works as a speechwriter for the CEO of the Renault-Nissan Alliance, based in Paris, and lives near The Hague)

WHY I **love** MY FIGARO?

We asked our members to kiss-and-tell about their love for the Figgy

Member Dawn McCarthy

To explain why I adore my Figaro, 'Betty', is like trying to explain the chemistry with a newfound partner, a parent's love for a child, it's impossible to express in words...

She's a part of me and I just do. Yes, she looks fantastic, exuding elegance and class, but it's the indescribable feeling when I sit at her wheel, the privilege she is to

drive, the honour she is to own, that makes her so very special.

My work embodies the 'Life in the Fast Lane' cliché, often taking me away for weeks on end, but when I return home and drive Betty, that fast lane slows to a leisurely pace. With every mile I drive, the stresses of my week fade, easing me into the pleasurable lifestyle I work so hard to attain.

Even though the Figaro was born in the 80s, its design feels like a 60s classic, with all the romance, the allure associated with that. And when I drive 'Betty' I too am taken to another time - I'm Audrey Hepburn in 'Breakfast at Tiffany's', I'm the model in a David Bailey photograph, I'm an actor in a Fellini film.

Betty is as valued a part of my

life as a cherished pet or beloved friend. I treasure her uniqueness, her personality, and she always puts a smile on my face. She is more than just a car – she's Betty.

Dawn



Member Sheena Harvey (and Gumdrop)

Figaros make us smile. Occasionally seeing one in London, and smiling despite being in yet another traffic jam, led us to buy ours 10 years ago. In 2005, UK imports weren't common but we found a private seller an hour's drive away, and a proper look at the car's special features and beautiful styling sealed the deal.

Those attributes make our Figgie a joy to own – the engineering in the soft-top, comfort of the leather seats,

convenience of the air con, electric windows and automatic transmission, quirky choice of the four seasons for the original body colours (ours is winter), the little bit of oomph from the turbo and the fact that such a bijou retro package can keep up with the big boys on the motorway.

But when we first saw the fine detail of the Figaro fleur-de-lis emblem echoed throughout the car, on switches and trim, on the running boards, embossing

the carpets, that's when we appreciated the design thought that went into its creation, and really fell in love.

We still smile and get a frisson of pure pleasure every time we get our Figgie out of the garage. It's a happy car and that's why we love it!

Sheena



Dutch Member Brigitte Van den Broek

Ever since I bought my Figaro, she really became a part of my life.

In the winter she stays in, so every year I'm looking forward to spring and summer. This little green car makes not only me smile but everyone I meet on the road.

Every drive is fun and she is a super contact maker with so many people.

You can't compare this special car with any car ever build, the unique looks, pastel colours and

retro interior. Everything is really thought through and spot on.

Even though i wasn't looking especially for a Figaro, I'm glad i found her and will never regret it.

You can not describe the typical Figaro driver/people, but if you have to describe them in one word, it would be happy

If you see a Figaro you can not do anything else than love it.

Brigitte



"You can't compare this special car with any car ever built, the unique looks, pastel colours and retro interior. Everything is really thought through and spot on"





FIGARO S



A couple of weeks ago the club set-up camp in hall 5 of the Classic Motor Show NEC to spread the figgy-love. Club founder, editor and general tea maker Kevin takes up the story of a hectic 3 days...

'Star of the show' this comment was made from a visitor to the stand!

Now I confess that the Figaro is a bit special to us but even we wondered if this person had seen some of the other beautiful cars on display in the other halls. But as they say 'beauty is in the eye of the beholder' and who are we to argue. The cars did look totally stunning with the paintwork reflecting like a highly polished mirror and chrome

gleaming in the over-head lights. Even I had to remind myself that all of these vehicles really are 25 years old! Our stand was much bigger than before and located by a major stairwell provided excellent foot-fall throughout. The constant flow of visitors and interest in the car from car buffs, petrol heads and the media gobsmacked us all.

Having all four colours on display allowed us to explain the season colours... Spring is Emerald Green etc.. Our 'Info Board' also proved a real boon explaining the cars quirky attributes and provenance, such as the emergency break-down flare, lottery draw and so on.

These events however are very hard work with 3 days of 9 hours plus on your feet! It would be remiss of me not to make a special mention about Ken Graham & Richard Sneddon. These two went well beyond the call of duty and must have spoken to hundreds of visitors over the three days.

Thanks to my long-suffering wife Sue for her usual support and to Janet who helped man the stand on the Friday

Kevin

Turn to page 18 for Janet's personal account called 'A Day at the NEC'

STAR OF THE SHOW!



IEC.016



Past Club Rally T-Shirts



25th Birthday Cards from Wroxall



Heros of the show!

Massive thanks to Richard Sneddon (left) & Ken Graham (right) who travelled all the way from Glasgow in 'Fergus' and never stopped talking over the three days to the continued stream of visitors to the stand.



Janet Penton and Sue Fagan also helped on the Friday



Thanks to David and Ann Turner who provided our Lapis Grey Fig



Claire Hoyle's Topaz Mist had lots of really nice feminine touches



A DAY

Club Member Janet Penton sneaked her nose into a day at the NEC with the Club!

JANET'S PERSONAL ACCOUNT



"We arrived at the NEC just before opening time – it was great to be ushered in before the waiting crowd by showing our wristbands.

Toby, the owner of The Figaro Shop, was already there. (Two of his colleagues arrived later.) Then along came Kevin (club founder), his wife Sue, Ken the Scottish Chapter Coordinator and owner of "Fergus", the Emerald Green Figaro, which he had driven all the way from Glasgow together with his friend and club member "Richard Sneddon".

The Lapis Grey Fig was kindly loaned by local member, David Turner; the Topaz Mist Fig belongs to Claire Hoyle, kindly trailered to Birmingham from her work. The perfect Aqua Blue Figaro had been loaned by the owner, (Simon Beedham) as an example of the wonderful renovation work done by Toby and his Figaro Shop colleagues.

*The cool, calm, laid back attitude of Kevin and co. Probably belied their true state they must really have been dog tired after the energy expended in putting the stand together in time. So I hope my minor criticism about the layout of the stand was taken as it was intended "friendly feedback" you **did** ask guys! I like to think that I've got a good artistic "designer's eye" but I don't expect everyone agrees! Perhaps other club members who saw the stand on the Friday would like to send their feedback to Kevin, I'm sure he'd appreciate it. Introductions over, the*

doors opened at 10 o'clock, the paying public swarmed in and I was left to my own devices to do whatever I thought would be useful. So I started by reading the information at the front of the stand to remind myself of the Figaro's history.

Then I looked at all the 25th birthday cards and stood them up so that people would be more likely to investigate.

The first visitor I spoke to turned out to be Mr Herbert Lee, club member and owner of a green Figaro, based in Queensland, Australia. Mr Lee was timing his holiday in Europe especially to attend the Classic Car Show and visit the Figaro stand! His companion was taking video footage of the show, so maybe there will be a contribution towards Figgyworld from Australia.

It didn't take me long to discover that my amateur PR and journalist talents are very limited and wouldn't run to an editorial, so, dear readers (and Kevin!) you'll have to content yourselves with this effort I think the PR bit is best left to the professionals.

11 o'clock heralded the start of the two-minute silence – Friday was the 11th - and led to some discussion about war – the 2nd ww in my case, as I'm currently writing about my now deceased mum & dad's experiences during that war. Sue and I guessed that the sight of the Japanese flag, together with a big black ex-Japanese Embassy car on the next-door stand might have sent shivers down the spines of some folk it seems to take generations for bitterness between nations to diminish.

Perhaps cars, old and new, are playing a useful part in mending bridges still let's hope so.

I found the atmosphere of the huge exhibition hall a bit noisy and claustrophobic as it became more crowded and noisy. I needed a break, so was quite relieved when the husband turned up and took me to lunch! Then I took time out to enjoy some (cold) fresh air and sunshine in the Lakeside Garden – a Place to Pause. I gather this area has been recently created outside the main NEC entrance so that people can escape for a while to a calm, planted area near the water.

Feeling refreshed, I returned to the stand until about 4 or 5ish and left the gang to do all the work until 6, I think, when the show closed for the day. I gather that Friday is the best day for

old ladies like me to visit much quieter than the weekend when families tend to arrive en masse.

I don't think I would have liked being the only woman on the stand so thanks to Sue for her company and the moral support. It was good to feel confident that the technical stuff could be left to the chaps and what a good job they did.

I don't know who might have helped man the stand on the Saturday and Sunday but if Ken and Richard had to keep talking for another two days as much as they did on the Friday, they must have been hoarse by the end of the show.

As for me, I hope I'm asked again next year. I enjoyed the experience and learned a lot. I realise that I'm not alone in the real world and have friends I can look forward to meeting again.

I can recommend the day's experience to any other member who might be tempted to volunteer for next year's Classic Car Show. I'm sure you'll find a laid-back and friendly crew to join for a few hours and I'm sure the company of some "new and perhaps younger blood" might be much appreciated.

As for me, I picked up some useful hints about my Figaro – insurance, etc. As a bit of an artist (working on colour at the moment) I was disappointed with the effect of the sodium lighting on the lovely pastel colours of the cars. However, I was inspired to continue with one or two arty Figaro projects I've got in mind. I'm looking forward to next year hoping to meet up with more Figgy friends in Yorkshire. I think we booked the last available room at the Rendezvous Hotel. The husband offered to trailer my Figaro up there and we'll be making it our holiday and visiting the Yorkshire Sculpture Park and the Hepworth Gallery in Wakefield on the way so maybe I'll meet more Figgy friends in June 2017!

PS Good news on the value front the Figaro is probably proving a better investment for the husband and easier to maintain in good working order than the wife!"

Janet

AT THE NEC

ebook to the show and scribbled away. Enjoy a 'warts and all' insight

About Janet...

I've had my Fig for nearly 10 years now; I simply enjoy it as my run-about maybe that's because "old cars" are not "old" to me! (I'm 70.) and I appreciate the driving experience, the simplicity, the reliability and the looks of my aqua blue Figaro – "my little happy car".

Renovating old vehicles is my husband's hobby not mine! see Figgyworld back issue dated March 2016 for further details. I'm not a great silver surfer too time-wasting but the husband is. He found Kevin's Figaro club online and took me to the NEC Classic Car Show last year so that I could get a feel for the people involved before making the momentous (for me) decision to join an online club well I went, I saw, I talked, I joined!

I volunteered to help man the Figaro stand this year partly because it became apparent that the husband would want to attend the show again this year and partly because I thought it would be a nice opportunity to meet up with Figaro friends in person again. However, with the benefit of hindsight, I think it might have been a ploy by the husband to get free entry to the show so my thanks to Kevin on Jon's behalf!



Watch the video

DEAR SANTA...

Make sure our pick of some of the best Figgy must-haves end up under your tree this year - **CLICK ON IMAGE TO READ MORE/ORDER**

Figaro Watch £139

We understand there are just a handful of these beautiful watches left. Manufactured to celebrate the Figaro's 25th Anniversary (1991 – 2016) by watch expert Timedrivers the watch remains faithful to the design details of the speedometer and logo.

Price includes a FREE STRAP (Colour of your choice) and Shipping




THE STRAPS MATCH THE 4 COLOURS OF THE CAR

Figaro Wall Calendar 2017 £9.00

With 2016 quickly coming to a close, we are excited to announce the arrival of the new 2017 Figaros Around the World calendar.

Priced at £9 (including UK delivery) the Calendar measures 285 x 432 and includes 12 stunning figgy pictures from around the world.





Susie Faulks Figaro Designs

Club Member and Figaro fan Susie designed these superb bags to celebrate the 25th anniversary this year. Limited Edition!



Figaro Oilcloth
Washbag £18

Figaro
Oilcloth
Tote
Bag
£32



Figaro Oilcloth Purse £15



Mud Flaps from £69

These custom designed Mud Flaps are manufactured by 'Performance Creations' and are identical to the originals (no longer available from Nissan) with the 'FIGARO' text available in 5 colours!

Tokyo Nouvelle Vague Interior and Exterior Plaque Christmas Bundle Offer - Limited Stock!



£199.99 per set of all three + £5 P&P



These plaques have been lovingly reproduced onto mirrored stainless steel, which has a chrome like effect with the original TOKYO NOUVELLE VAGUE. Manufactured using 1mm stainless steel they look amazing and are real 'show stoppers' when people see them in the interior. Backed with 3M tape, you can just peel, stick and wipe off your finger prints, its that easy.

Club Commemorative Plaque £29.99

Priced at just **£29.99** plus delivery this is the ideal gift (or treat for yourself) for any lover of the Nissan Figaro. Beautifully presented in a custom presentation box and engraved onto 1mm thick stainless steel. These

Figaro Owners plaque come with either a black velour backing for display purposes or 3M tape so it can be stuck anywhere.

Each plaque is personalised and includes the owners NAME, CAR

REGISTRATION and your official FIGARO OWNERS CLUB MEMBERSHIP NUMBER (Leave blank if not a member). The plaques measure 110mm. x 72mm and the finish is beautiful.

Tread Plates £54

These superb high quality tread plates have been produced in Brushed Stainless Steel & Chromium Plated Solid Surface.



Figaro Owners Club Logo Tote Bag £10

Help promote the club with this heavyweight fabric tote bag features 10 oz natural canvas, full side & bottom support gussets, measures 15"x18"x6" with 22" reinforced fabric handle



16 GB FIGARO USB STICKS

These 16GB Memory Sticks are great and would make great 'stocking fillers' for the Figaro geek in your family. Works with both Mac and Windows. Compact design (fits in your pocket or purse). Ideal for the office, school or workplace. Simply 'drag and drop' files or images onto the stick 16GB storage. Ideal for taking abroad / on your travels. Limited edition.



25th Anniversary £17.50

Mounted on a lovely detailed presentation card with the history of the Nissan Figaro printed on it. £2 is donated to our clubs charity CLIC Sargent.

Standard Version £12.50

Emerald Green USB Stick.





MEET FRANK

US Member Tyler Finlayson eyes lit up and he followed the owner of a Lapis Grey Fig to find out more

"I was first introduced to the Figaro while stationed in Japan with the US military. Though I had no idea what it was I will never forget the first day that I saw that Lapis Grey Figaro. I knew that I had to find out what it

was and I had to have one. I actually followed the guy until he stopped and asked him what it was. Luckily he spoke English! There were only a couple on Okinawa for sale and both had rust issues, so I began looking





all over Japan and settled on Frank from the Hiroshima Prefecture. He spent most of our first year together in the garage to avoid rust, but when he came out he turned heads even in Japan. It took a few months to get to here and do the paperwork to make it legal to drive,

but we have finally been reunited and I can't imagine a more fun car to drive in Southern California"

Tyler



IT STARTS

*Eastern England Chapter
and reveals how Mr Pl*



STARTED WITH A FIG

*Master Coordinator Julie Janes shares her wonderful wedding pics
mum & 'Date No 13' tied the knot..*

Yes, it did indeed start with a Fig! In Twickenham, about 20 years ago, I spotted this strange, but very pretty, little green car parked outside a pub. I stopped in my tracks, and had no idea what it was. All I knew was, one day, I wanted one! That vision stuck throughout the years.

Roll forward to 2009, and a whole unexpected new chapter. A time in my life, where as Shakespeare put it "The smallest worm will turn, being trodden on..."

After spending some time learning how to manage everyday life again as a singleton, turning down invitations to dinner parties and cosy couples events, I decided to take that cyberspace plunge... Internet Dating! Fed up of meals for one, and well meaning "dates" set up by friends (did they not know me at all?!), and having discovered that you can't meet chaps any more in the pub, and discos no longer existed, it seemed internet dating was the only way to see if there really were "more fish in the sea!"

Setting up the profile was the first hurdle. I had noticed that some people looked far younger in their photos than advertised ages, and some blokes my age weren't interested in women my age, etc etc ... oh well, I forged ahead and waited.

Within a few hours, emails came in. Some friendly banter, some cut to the chase, some using text speak, the new age of romance perhaps. This was a brave new world. After corresponding with a few and weeding out the married ones, and the very (attractive) young man who was looking for a mature lady, I had arranged my first date!



It didn't go well and it was quite a "fishy tale" but that's another story, as were the 11 other dodgy dates that followed "Date No 1"!. I wrote an article on these for a local magazine and the Editor said I made her mascara run! I hope it was from laughing?

I was about to give up, but No. 13 (Steve) was waiting in the wings, and after meeting Steve in a pub in Cardington, where I had just finished photographing a rowdy Irish wedding, I took him on a whistle stop tour of some Bedfordshire pubs, and as they say – the rest is history! I do recall a car conversation where he asked why I wanted "one of those funny little things".

I subsequently proposed to Steve (not on the first date that is) and we set our wedding day to September 15th 2012 which was also "Battle of Britain" day, the day of the steam fayre in Old Warden, and a day in which a lovely purple Figaro figured very prominently.

Some months before the wedding, Steve's mum very sadly died of cancer. I had had dreams of a Figaro being our wedding car but had no idea I was also to own one from a gift in her will. We saw H767 JLE at a garage near High Wycombe, and its purple paintwork soon had me hooked. We drove it home a week later. It took Steve until the Isle of Wight Rally to really become hooked!



The day of the wedding dawned, and Mr Plum was adorned with ribbons and took me to the church on time in Old Warden, driven by a very sceptical and slightly embarrassed boss, who was used to fast cars and even faster motorbikes! He seem mystified by the gear box, and put his dark glasses on saying the sun was in his eyes.

The wedding was all based on vintage and retro, as you can see by the photos. We came down the aisle and out of church to the theme from "633 Squadron", and saw Mr Plum's chrome glinting in the sunlight, and he seemed to be smiling, as indeed were all our guests.

Mr Plum took us down the little hill through the village to the reception and was parked next to a very historic Willis Jeep (which had taken the bridesmaids to church), and soon both vehicles were the subject of much attention, and photographs.

Since then, Mr Plum (and Steve) have enjoyed many Figaro events and rallies, including CarFest where Mrs Kerridge took a shine to him (Mr Plum that is!). Mr Plum has also got himself a Figaro wife "Lily". Thankfully, he didn't have to join a dodgy dating site, but relied on the services of Gumtree instead. Much less stressful, and they seem to be a good 'match'.

Mr Plum and Lily now do weddings for other people, and would like thank the Figaro Owners Club for a jolly good year of great "dates" in the Figaro Calendar of events the last few years.

They are, however, having a small Figgy domestic on who will go rallying to Yorkshire!

Beep Beep !






MEMBERS GALLERY



See your Figaro in print!

Submit your pictures: [Click here](#)



Ann Wardrop

LOCATION
The Union Canal, Ratho, Scotland

PHOTOGRAPHER
Ann Wardrop

Stefanie Scott

LOCATION
Warnbro Beach,
Rockingham, Australia

CAR NAME
Figstar





Rita Wong

LOCATION
Hong Kong

PHOTOGRAPHER
Rita Wong



Andy Powell

LOCATION
Loire Valley, France

PHOTOGRAPHER
Andy Powell



Walter Altenmuller

LOCATION
Columbia, Canada

PHOTOGRAPHER
Walter Altenmueller



Gilly Webb

LOCATION
Rutland, UK

PHOTOGRAPHER
Gilly Webb

OWNER WORKSHOP

How to fix a Distributor Oil leak (inner seal replacement)

CONTRIBUTOR: SIMON SMITH (FORUM TECHNICAL GURU & GLOBAL MODERATOR)

Following an oil leak I discovered coming out of the Distributor cap area rather than the base. I did some research and discovered that the likely cause was the inner oil seal. For this distributor model Nissan don't list anything other than the 'O' ring seal.

The Distributor is a **Hitachi D4P84-05** Unit Nissan **PN 2210017B02**. I contacted a few of the Fig dealers but found none of them refurbished and just replaced with used units, they are NLA new. Rather than replace the whole unit for another which was likely to have the same problem at some point, I decided to look at replacing the seals myself.

Marc from the **Figaro Club** kindly sent a used one to practice on. Having dismantled the distributor I found it was indeed leaking and the seal has printed on it **12.45mm 22mm 6mm LHS**

For other Nissan models they list **PN B2131-01M00 £7.35 +VAT**, having done a search this it appears to be the same size, however these were in back order so not a quick option.

I did a search and the nearest size was 1mm thicker as 12.45 x 22 x 7mm **Nitrile Rubber Rotary Shaft Oil Seal with Garter Spring R23 / TC** here www.ebay.co.uk/itm/141858487139 £5.24. Checking the fitting the extra 1mm should not make any difference.

This seal also had the benefit it had an inner and outer lip, rather than the original single lip and actually might help as will off set the old groove in the shaft. I ordered it and it came next day.

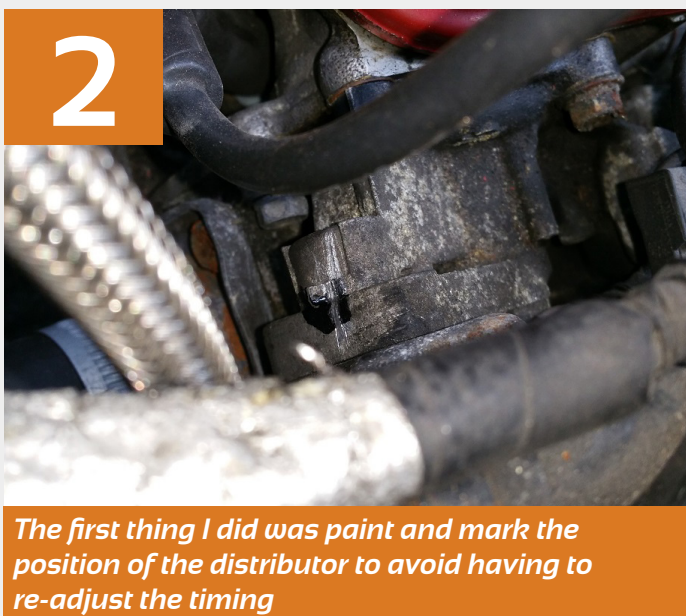

At the same time I looked up the bearing which is marked as **NTN 6200LU** and is **10X30X9MM** and also known as **6200 2RS** Having checked mine it seemed to have no play so I decided to leave it rather than damage anything getting it off, these are easily and cheaply available eg: www.ebay.co.uk/itm/172268415809?var=471088789874 £2.78.

For information the **Crank Angle Sensor** is a **Hitachi RSB-07** unit but I could only find new units outside the UK.

As I was removing the distributor I also ordered a new 'O' ring to ensure no other leaks started **PN 2213150A00 £3.26**, these actually come in a pack of two for some reason.

I also ordered a new distributor cap gasket as oil had damaged it **PN 2218517M01 £3.14**, however these are on long term back order so I've had to refit the old one in the meantime, you can get these used for a few pounds from a used Fig parts supplier.

The following details the steps to disassemble and fit the new seal. Be very careful to keep the inside clean and not to damage anything. If your unsure don't do this. If you want a used one I would suggest contacting **Marc at the Figaro Club 07505480266** or the **Figaro Shop 0800 917 3119** and getting a used tested one.



6



Next I removed the big clips holding the large back air inlet between the Maff air-box and the black box and did the same for the other side going to the turbo.

7



This allowed access to undo the two 12mm nuts holding the black air-box bracket on, as you can see these can just be loosened and the box will lift up and then can be taken off the distributor bracket stud.

8



The distributor can then be removed, be careful not to damage the wires or lose the end clip on the end as shown.

9



With it out you can see the leak and the damage the oil has caused to the rubber gasket. Next remove the small bolt holding the rotor on

10



Carefully remove the gasket and the two rubber blocks

11



Next remove the two side screws holding the top plate.

14



VERY carefully then remove the disc, do not damage or bend it. Also note the top and bottom to ensure it is put back correctly. As you can see from the picture the round mark pattern match the bottom of the post.

12



The centre screw can be tight, I had to use a flat bladed screw driver on the drive end to hold it whist I undid the screw

15



This then exposes a locating washer which can be removed.

13



With the screw removed the metal post can be removed.

16



Under this is a thin spring washer which should be removed.

17



Then remove the round base. Notice the location of the hole and flat in the shaft.

I had to use a screw driver to ease it out, don't put any pressure on the plate underneath remove the three long screws and then the metal plate.

18



This exposes the Crank Angle Sensor

19




Next remove the two screws holding the earth point and 4-way connector plate.

20




Then ease the plug away and out and remove the Crank Angle Sensor.

21



This then exposes the bearing, remove the two small screws and the shaft will come out.

22



You can now see the oil seal and now clearly see the leak. Also the shaft shows some wear.

24



Clean up the shaft and the grooves and apply some grease on the shaft, partially the sharp twisted grooves and on the new seal and carefully slowly insert the shaft, being careful not to allow it to damage the new seal. Remove any excess.

The outer 'O' ring had become hard with age and is flat. This was removed with a small screw driver and a new one fitted.

21



Next carefully remove the oil seal without damaging the metal.

25




Refitting in reverse tightening everything as it was before. When re-inserting the distributor drive ensure the clip is in place, also not it can only go one way as the key is slightly off centre. Just turn the rotor arm till it locates and slide it fully in. Make sure the 4 way and earth terminals are reconnected and ensure that the body position locates with the marks made or you will need to adjust the timing.

22



Now everything is removed below shows the exploded layout view

23



Clean everything to remove old oil and dirt build-up. Refit the new seal using a slightly larger socket and carefully and evenly tap it in level till it is sitting all the way in.

NOTE! IMPORTANT: Care should be taken whilst the engine is running to ensure everything is clear of all hot and the moving parts (eg: belts and fans) at all times!

Please note we are providing this info in good faith from available sources. As with anything you should only carry out work with the correct tools and skills. We are not responsible for anything occurring from this information/advice.. You are doing so at your own risk!

NEXT EDITION - How to upgrade the Air Conditioning "ON" LED

FIGARO MASTERCLASS

Body repairs in detail

CONTRIBUTOR: **Toby Brooks - The Figaro Shop**

EMAIL: info@thefigaroshop.co.uk

I have talked about all types of bodywork before but wanted to outline in a bit more detail the steps involved before you can complete a respray.

Hopefully you have seen the articles on rust repair before, however even once they are done there is a mountain to climb before you can prime

and eventually paint the Figaro.

Firstly I thought I would go into a bit more detail on the body repairs, the dents and scrapes that can cover some cars and if left will stand out even more under a fresh shiny paint finish!


With the Figaro you have two types of material. The front wings and front panel are made from plastic, the rest of the panels are metal. So



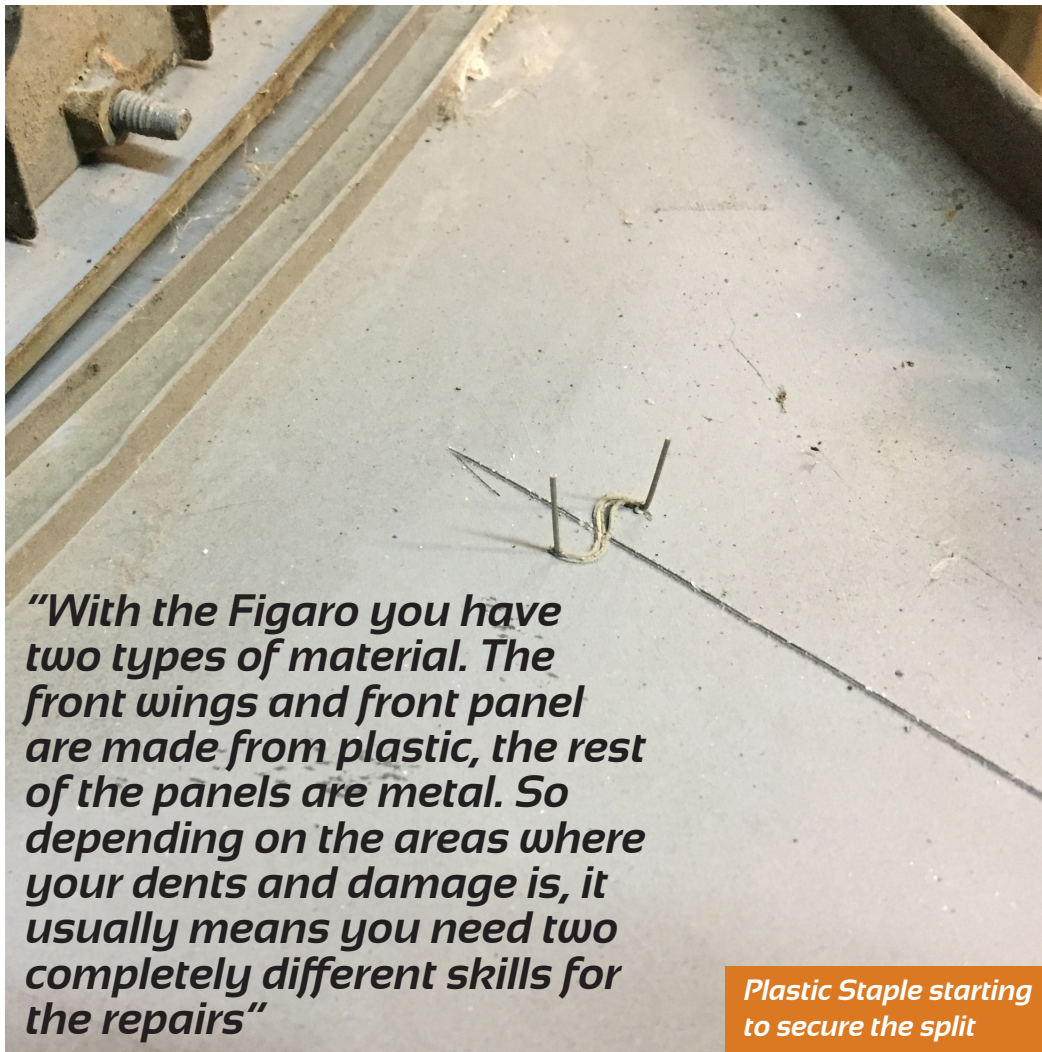
Completed Respray

depending on the areas where your dents and damage is, it usually means you need two completely different skills for the repairs.

The plastic can be repaired using heat. When split it can also be plastic welded in order to get it back to the right shape. Sometimes just the heat over the 25 years causes these panels to be out of shape. Typically the most common repairs are scrapes to the wings and high points on the front. This is where the front pushes back and the chassis pushes out or punctures the plastic. Its important to make sure that little or no body filler is used on plastic, using incorrect fillers can mean that the repair splits down the line and then needs doing again. We also sometimes use a technique which involves a hot staple, the staple melts into the back of the



Plastic Staple Gun



"With the Figaro you have two types of material. The front wings and front panel are made from plastic, the rest of the panels are metal. So depending on the areas where your dents and damage is, it usually means you need two completely different skills for the repairs"

Plastic Staple starting to secure the split

plastic and helps to strengthen any repairs. We approach any damage with an open mind and have specific technicians with different skills to make the most of a repair.

You can see in the pictures above and on the left the hot stapler being used on a plastic Figaro front wing. The stapler is about the size of a Dremel and heats up the small metal staple. When hot it melts into the wing and holds the crack together.

Repairs to the body are very much an older style affair. Nowadays panels are just unbolted and thrown away but with the Figaro there are a few reasons why this is not the first choice. The panels can be hard or even impossible to find new, we see lots of cases where back-ordered parts never seem to arrive and sad looking Figs sit around in body shops. Due to access to the back of some of the panels we use a range of techniques for these repairs too. A dent needs to be beaten back to shape before the repair can be filled and primed. This involves either a hammer and dolly; this is a rounded metal block that sits behind the



Porta Power fitted to boot aperture

offending panel and allows the technician to repair the face of the panel by beating it with a hammer. It's sandwiching the panel between the rounded surfaces of the hammer and dollie and slowly bringing the panel back to shape. Another popular tool in our armoury is a puller, this allows us to weld pins to the dented area, then pull on those pins in order to get the shape back. This is great when access is poor. You can see in the pictures the paint is ground off the Figaro boot lid, then the metal pin is welded in place using the specific gun. The gun is removed and the pin remains. A slide hammer can then be attached to the pin. The skill is to use lots of pins and put them in the correct formation in order to get the panel back to the original shape.

Another great weapon is our porta power; it's a strong arm that works in the same way as a boot gas strut, placed between two surfaces it simply pushes apart and can apply up to 5 tons of pressure and help force the panel back to shape. When repairing



Slide hammer fitted to weld pin

metal, using any of these techniques it's also really helpful to use heat, either to make the metal more malleable or to shrink it back to shape. Even the slowest impact can stretch the metal and until it's the right size again it's impossible to carry out a decent repair.

You can see the 'Porta Power' set up in the Figaro boot aperture on the left. If the impact is from the sides of the car this will help get everything square again. It's a case of using a selection of ends to fit the area you're pushing against.

Once you pull out and repair the dents it's a case of filling them and then priming over the filler.

As you see the car in the picture below the lighter areas are the primed areas. These are all the areas where some type of repair was needed. This may only be a small scratch or ripple so most cars have vast areas of primer. The primer and the original paint is all rubbed down together until it's fully smooth and has absolutely no imperfections. This part of the process alone can take days to do thoroughly. With any paint job the result is all about the preparation.

Once this process is complete it's a case of a final degreasing and then applying the paint. Its only at these final stages that the fruits of all that time starts to become evident.

I really hope you found this useful and am happy to answer any questions you may have on anything in this or any of the other articles.

As always this is based on our experiences at the shop and I cannot in any way at all be responsible for any damage you may get to your car or your person if you try this at home.

Please note we are providing this info in good faith from available sources. As with anything you should only carry out work with the correct tools and skills. We are not responsible for anything occurring from this information/advice.. You are doing so at your own risk!

NEXT EDITION - Upgrading upholstery, seats, interior plastics, dashtops and seat belts



Respray in Primer



MEMBER DISCOUNTS



These are your discount codes - start saving money today!

These codes are highly confidential to you. Please never publish them or communicate them to a 3rd party!

Save 15% on Car Insurance

We've joined forces with 'Classic Line Insurance' to offer you 15% discount on your car insurance.

[CLICK HERE](#)

DISCOUNT CODE: FOC3828



Save £10 on your Insurance Valuation

When insuring your Figaro we highly recommend an 'Agreed Price' at commencement of your policy as this will provide a 'no

questions asked payment'. As the Official Nissan Figaro Owners Club we are authorised by insurance companies to provide insurance valuations on the Nissan Figaro. We can now provide on-line valuations for only £15 for our members (normally £25). Order your Certificate today.

[CLICK HERE](#)

Save 15% on Mud Flaps

You may not know this but the original Figaro mud flaps are no longer available so we have been working with a specialist company to recreate them. Well the great news is they add a final finishing touch to your car.

[CLICK HERE](#)

DISCOUNT CODE: FIGARO1



Save 45% on Breakdown Cover

The club is delighted to offer 45% discount off at enrolment plus an ongoing 10% discount at renewal.

t: 0800 048 0075

[CLICK HERE](#)

DISCOUNT CODE: DCF0729



SAVE 10% on Car Covers

You've emptied your piggy bank to buy your Figaro so why not ensure she's kept clean and shiny! It's a known fact that using a car cover will extend the life of a car in addition to, hopefully, maintaining its value.

[CLICK HERE](#)


DISCOUNT CODE: FOC7

Save 22% On Rust Protection

If you drive your Figaro all-year-round we highly recommend you get it treated with Waxoyl or an equivalent product. The original design of the car with its deep cavities is an ideal breeding ground for rust especially in areas along the under door seals. In cold conditions salt is applied on roads which ends up deep inside the cars body. Waxoyl which is a flexible weatherproof skin helps prevent corrosion.

[CLICK HERE](#)

DISCOUNT CODE: FOCWX



Save 7.5% on Boot Rack

The club works with Autolink UK who supply a purpose-made boot rack for the Figaro. This luggage

rack has marine varnished hardwood slats to put the luggage on, giving a more classic look. Easy to fit and remove, it comes complete with fitting kit. Aftermarket item, made in England, easy to fit and remove.

[CLICK HERE](#)

DISCOUNT CODE: FIGAR077



Save 7.5% on Service Kit

This Service Kit is provided by Autolink UK and is an ideal solution if you are planning on going on a long trip and contains Oil, Air & Fuel Filters and Spark Plugs.

[CLICK HERE](#)

DISCOUNT CODE: FIGAR077

Save 15% on Seat Care

One of the main appeals of the Figaro is the superb leather seats. To keep these in tip-top condition the club works with the Leather Repair Company who produce a range of quality leather care, repair & restoration products.

[CLICK HERE](#)

DISCOUNT CODE: figaro 15



Save 10% on Figaro Toy

Detailed miniature Nissan Figaro 1:43. Beautiful detail miniature with original wheels and sunroof. Manufactured by Kyosho, this car is a perfect copy of the real thing and makes an ideal present or gift for the Figaro lover in your life! Material: Diecast Colour: Emerald Green/white.

[CLICK HERE](#)

DISCOUNT CODE: FOC-CHRI4



Save 10% on Figaro Tokyo Nouvelle Vague Plaques

The external plaques are supplied as a pair and designed to be located on both sides of the car using the high impact self adhesive tape provided.

[CLICK HERE](#)

DISCOUNT CODE: FIGDISCI



Save 10% on Owners Plaque

Priced at just £29.99 plus delivery, this is the ideal gift (or treat for yourself) or for any lover of the Nissan Figaro. Beautifully presented in a custom presentation box and engraved onto 1mm thick stainless steel, these Figaro Owners Plaque can come with either a black velour

backing for display purposes or 3M tape so it can be stuck anywhere!

[CLICK HERE](#)

DISCOUNT CODE: FIGDISCI



Save 10% on Figaro Decal Stickers

These are reproduction Nissan Figaro decal stickers. Original artwork as close to the original as possible (unavailable now).

The stickers include very simple instructions for a foolproof application.

[CLICK HERE](#)

DISCOUNT CODE: FIGDISCI

Save 10% on Figaro Lockable Glove Box Latch

Keep your personal items secure with this lockable glove box latch. Any Figaro key will lock this too!

[CLICK HERE](#)

DISCOUNT CODE: FIGOCLGBL



Save 10% on Figaro Door Sill Tread Plates

These superb high quality tread plates have been produced in partnership with the club by BERMECA. The company, based in Istanbul, manufactures tread plates for a range of car brands.

[CLICK HERE](#)



Save 10% on Internal Plaques

The internal plaque is ideal for positioning inside on the dashboard top. Make your Figaro stand out from the crowd with these fantastic additions!

[CLICK HERE](#)

DISCOUNT CODE: FIGDISCI

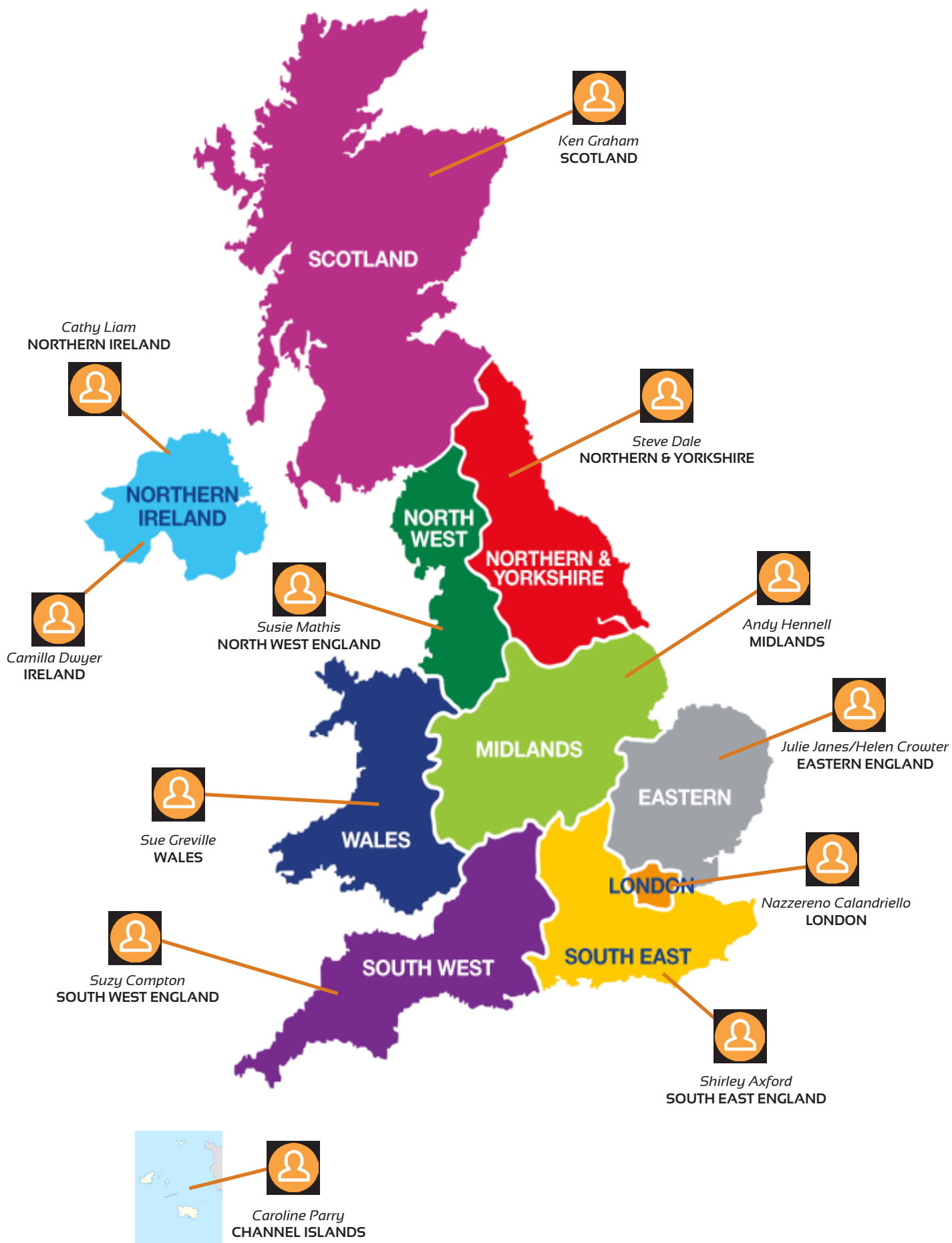




CLUB CHAPTERS

*Each Chapter has a 'Coordinator' who's role is to keep in regular contact with members in those chosen UK Regions/Rest of the World Countries**





UK LOCAL CHAPTERS AREAS

CHAPTER CONTACTS

Members can make contact their Chapter Coordinators via their private email address (See Note)* If you have an idea for a get-together or meet then please make contact.

Note: The email addresses below are PRIVATE so never share, exchange or publish them outside the club without the authority of the owner.

UK LOCAL CHAPTERS CHAPTER COORDINATOR CONTACTS

CHAPTER AREA	COORDINATOR	CONTACT EMAIL (See Note*)
Eastern England	Julie Janes/Helen Crowter	juliejanes@fastmail.fm
Channel Islands	Caroline Parry	cabrams99@hotmail.com
London	Nazzareno Calandriello	calandriellonazzareno@gmail.com
Midlands	Andy Hennell	ahennell@btinternet.com
North East & Yorkshire	Steve Dale	stevejd38@gmail.com
North West England	Susie Mathis	mathissusie@aol.com
Northern Ireland	Cathy Liam	cathy.liam@btinternet.com
Scotland	Ken Graham	ken.graham@talk21.com
South East England	Shirley Axford	shirl.opc@hotmail.co.uk
South West England	Suzy Compton	suzycompton@uwclub.net
Wales	Sue Greville	sue@SUEGREVILLE.COM

REST OF THE WORLD CHAPTER COORDINATOR CONTACTS

COUNTRY	COORDINATOR	CONTACT EMAIL (See Note*)
Australia	Stefanie Scott	steffscott@yahoo.co.uk
Belgium	Vacant Position	Apply here
Canada	Karen Lagden	klagden@aol.com
France	Ian Wright	tripyrenees@me.com
Germany	Heiko Hilscher	hhilscher@activus.de
Holland	Brigitte Caro & Tanja Hess	caro71@hetnet.nl
Ireland	Camilla Dwyer	camilladwyer25@gmail.com
New Zealand	Trish Smith	rogandtrish@xtra.co.nz
USA	Chris Denning	drumsurf69@me.com

Members can also make contact via email with any Chapter Member or join the 'CHAPTER CHAT' by logging into our Restricted Technical Forum - UK - [Click here](#) | Rest-of-the-World [Click here](#)

HOW TO MANAGE YOUR CHAPTER SETTINGS?

Members can JOIN/REMOVE individual Chapters by logging into their account - [Click here](#)

CHAPTER UPDATES

This month we asked our Chapter Coordinators to jot a few lines about their plans and hopes for 2017...

EASTERN ENGLAND

Colmworth 4 December:

The informal seasonal gathering of various classic cars and bikes, with refreshments at Colmworth Village Hall. 10 to midday. A message from the organiser: "If you need somewhere to muster, Puddleducks Nursery is right next door with a suitable carpark, then you can do Figaro formation arrival. Look forward to seeing you all on 4th Dec." If you are popping along, perhaps gather around 945 at Puddleducks and they will try and reserve us a space together. I think about 6 at last count coming along.

Lavenham 11 December

Anyone booked to attend and driving from Bedfordshire area, we could meet up somewhere convenient and travel in a small convoy!

Julie Janes & Helen Crowter
EASTERN ENGLAND CHAPTER
COORDINATORS

IRELAND

This is me and have just volunteered to run the Ireland Chapter! I'm looking forward to meeting up next year with all the other Figs for some great adventures.

Camilla Dwyer
IRELAND CHAPTER
COORDINATOR

Me by the love of my life!



SOUTH WEST ENGLAND

'Hello! My name is Suzy Compton and I am very excited to be the Chapter Co-ordinator for the South West of the UK. I love where I live and I love the wonderful family of Figaro owners so what could be better than combining the two! Driving in a Figaro convoy is great fun, leading the convoy is even better so I hope there are enthusiastic members in the beautiful South West who would like to arrange a rally or a meet at a favourite spot. It is easier to arrange than you think!

Suzy Compton
SOUTH WEST ENGLAND
CHAPTER COORDINATOR

Picture of our Figaros Go
Jurassic June 2014 Rally



LONDON

'Hi there. I am Nazz and have owned my Figaro for 18 months now. I am proud to be a representative for the London area and really look forward to meeting you all at our events. Maybe a car rally one Sunday through central London as I always get compliments on my car when I do this? We'll see.... more details to follow.

Nazzareno Calandriello
LONDON CHAPTER
COORDINATOR

SCOTLAND

All 'signed up' Scotland members should have had a couple of emails from me already - I am trying to balance not clogging up people's inboxes with 'Figgy emails' with keeping folk informed, and it's been really nice to get some enthusiastic replies about future possibilities - please keep them coming. Our first Chapter outing to Lochgelly

in August was at the 'Scottish Retro and Classic Car Show'. It was great fun and had five Figaros on show which included getting a drive around the 'drifting track'! Not to mention new Figaro friendships being made. Plans for 2017 include a 'Spring Drive Out' in April - probably somewhere in Perthshire to allow as many Scottish Figs to get involved - the date, meet up times and route details will be finalised in February and details of how to register will be sent out then. I am really keen to get members' suggestions for Scottish Chapter Activities/Meet ups/ Drives etc. - these could be anything from a morning coffee meet up to drive with an overnight stay somewhere. Also, please do let me know if there is a local 'classic car' event in your area that the club could attend. Please feel free to get in touch! Have a great festive season and do keep these Figgy nice and warm!!

Ken Graham
SCOTLAND CHAPTER
COORDINATOR

SOUTH EAST ENGLAND

'Hi I am new to both Worthing, West Sussex and to Figgy ownership and am enjoying both immensely. Now as 2016 is drawing to a close I am looking forward to an exciting new year as South East Chapter Regional Coordinator and meeting lots of like minded Figaro owners. Please put forward any ideas you have for events, big or small so that we can get together and show our beautiful Figaros to the world, well the South East at least! I look forward to meeting with you soon. With all best wishes for a good Christmas and a happy New Year.

Shirley Axford
SOUTH EAST CHAPTER
COORDINATOR

USA

Hi, and welcome to all the Nissan Figaro owners in the USA. The worldwide chapters are at the birthing stages at the moment, so any ideas and thoughts are greatly appreciated. I'm situated in sunny Florida, just north of Tampa Bay and as like me, I'm sure you're getting out there in your beloved Figaros and getting

stopped at intersections with the question "what kind of cute car is that" or something along those lines. And people taking photos of you as your driving along, and all those straining necks of the passengers in cars that are passing you just looking at you're pride and joy. It's a great time to be a Nissan Figaro owner, so let's make it a memorable opening time for the Figaro owners club USA chapter. So here's hoping everyone has a very merry Christmas and a happy New Year's. Best wishes

Chris Denning
USA CHAPTER COORDINATOR

HOLLAND

A warm welcome from the FOC chapter Holland coordinators Tanja Hess and Brigitte van den Broek, formerly known as Figaro team Holland. Figaro team Holland organized every year, on the first Sunday of June the Figaro tour trip. A one day event for and by Figaro enthusiasts. After 5 years Kevin asked us to become part of the big Figaro owners club family as chapter coordinators for Holland, and of course we said yes. Our event will go on as always and in 2017 we will organize the Figaro tour trip again. So write down the date 4th June 2017 We can't give away the details yet, but as always it will be a day full of Figaro fun. Also want to ask all the Dutch members to let us know if they want to organise a fun drive in their own neighbourhoods, please let us know and let's come together for a nice meet and greet and beautiful drive with the Figaro's. Have fun but keep it safe.

Tanja & Brigitte
HOLLAND CHAPTER
COORDINATORS





SUPPLIERS DIRECTORY

Find what you need from our partners!

GARAGES

Our comprehensive list includes over **60+ Garages** known to the club and recommended by our members. [CLICK HERE](#)

PARTS

Autojap Spares

t: 024 7647 4848
e: sales@autojapspares.co.uk
w: www.autojapspares.co.uk/

Bookham Autos

t: 01372 456274 / 07927 370701
e: bookhamautos@gmail.com
w: www.figarosales.co.uk

Figaro Club

t: 07753 636131
e: info@figaroclub.com
w: www.figaroclub.com

The Figaro Shop

t: 01235 812511
e: info@thefigaro-shop.co.uk
w: www.thefigaro-shop.co.uk

Wilsons Automobiles & Coachworks Ltd

t: 01372 736066
e: itjs@wilsons.co.uk
w: Visit Ebay Website

ACCESSORIES

BOOT RACK

Autolink (UK) Ltd
t: 01489 877770
e: admin@autolinkuk.co.uk
w: www.autolinkuk.co.uk

CAR COVERS

Carscovers Ltd
t: 01262 671962
w: www.carscovers.co.uk

Classic Additions Ltd

t: 01938 561717
e: sales@classicadditions.co.uk
w: www.classicadditions.com

CD RADIO UPGRADE

Clarion Service UK
t: 01285 861861
e: mail@clarion-service.co.uk
w: www.clarion-service.co.uk

INSURANCE

ClassicLine Insurance Services
t: 01455 639 000
e: info@classiclineinsurance.co.uk
w: www.classiclineinsurance.co.uk

LEATHER TREATMENT (SEATS)

Leather Repair Company
t: 01482 976803
e: richard@leatherrepaircompany.com
w: www.leatherrepaircompany.com

MUD FLAPS

Performance Creations
t: 01204 659 594
e: performancecreations@btinternet.com
w: www.performancecreations.co.uk

NUMBER PLATES

Speedy Registrations
t: 02866 387124
e: sales@speedyreg.co.uk
w: www.speedyreg.co.uk

ROOF REPLACEMENT

European Trimming Company
t: 01883 718530
e: info@europeantrimming.co.uk
w: www.europeantrimming.co.uk

WINDSCREENS

National Windscreens
t: 01827 338 969
w: www.nationalwindscreens.co.uk

Useful Links

Road Safety

Excellent link contains General Road Safety Advice, Seat Belts, Use of Mobile Phones, Speed Cameras and more [Click here](#)

Car Safety and keeping your child protected

Excellent information for child and baby safety in your car [Click here](#)

Useful Facebook Links

Facebook Group 'Things for Sale'

If you're on Facebook this is a great place to sell or buy anything Figaro [Click here](#)

Belgium Figaro Community Facebook Page

See what our Belgium friends are up to [Click here](#)

French Nissan Figaro Community Facebook Page

See what our French friends are up to [Click here](#)

Holland Nissan Figaro Owners Club

See what our Dutch friends are up to join their club [Click here](#)

Holland Nissan Figaro Owners Club

See what our Dutch friends are up to join their club [Click here](#)

Irish Nissan Figaro Community Facebook Page

See what our French friends are up to [Click here](#)

US Figaro Club

USA Owners can join this site and find US Based info [Click here](#)

CLUB SERVICES

Additional Club Services



NISSAN FIGARO BUYERS GUIDE

Priced at just £6 and published by us this Online (PDF) Guide will be emailed to you within minutes and is a comprehensive guide to buying a Nissan Figaro.

"Highly recommended to anyone buying the car!"

[CLICK HERE](#)



INSURANCE VALUATION

To guarantee that your Figaro is properly insured it is important to get it valued. This will ensure that you are completely covered should the worst happen

"This certificate could save you loads of money"

[CLICK HERE](#)

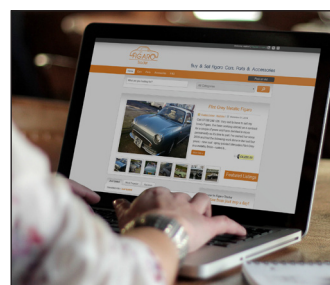


FIGARO MERCHANDISE

Looking for the latest Nissan Figaro Apparel & Accessories? Choose from a wide variety of our official Nissan Figaro clothing for both Men, Women, Children and Pets!

"All products are in stock and delivered within a days"

[CLICK HERE](#)




BUY & SELL YOUR FIGARO

Figaro Trader allows private & trade users to advertise Nissan Figaro Cars, Parts & Accessories. The site is heavily promoted on many search engines

"The site is owned and run by The Figaro Owners Club"

[CLICK HERE](#)



Auto Jap Spares - Your specialist Nissan Figaro Parts Supplier
Tel: 024 7647 4848 Email: sales@autojapspares.co.uk Web: www.autojapspares.co.uk



EVENTS CALENDAR

Book your day out or rally [CLICK HERE](#)

Due to the time of the year we have yet to populate the majority of events, meets and get-togethers for 2017. With our New Chapter initiative we are hoping this section will grow considerably!

April 8, 2017.

London Ace Cafe Meet 2017

Club Members are invited to attend this informal get-together to meet other members, share the love for their Figgy and enjoy the food! If you've never been before it's well worth the drive!

April 22, 2017.



InCarNation 2017

Details will be released as soon as we have heard back from the organisers

April 29, 2017.

Eastbourne's Magnificent Motors
Magnificent Motors is established as one of the biggest FREE motoring spectacles on the south coast. With more than 600 vintage and classic cars, motorbikes, buses, and more expected to display on Eastbourne's Western Lawns

and Wish Tower Slopes with live music entertainment in tow throughout the weekend!

May 7, 2017.

Figgies at Felbrigg 2017 2017

Chapter Coordinator Helen Crowter is organising this brilliant day out. You will be meeting at the beach café for drinks and a few photos before heading off to Felbrigg Hall which is a National Trust property near the north Norfolk coast. Our route of about an hour will take us through Sea Palling, Happisburgh, Mundesley and other seaside villages along the way. Felbrigg Hall are reserving an area of their car park for us and are offering us discounted entrance rates.

May 7, 2017.

Figaro Shop Open Day/Rally/Country House Visit 2017

Details will be released in January 2017 regarding this event

June 1-5, 2017.

Yorkshire Figaro Rally 2017

Staying at Skipton, 'Gateway to the Yorkshire Dales', this 4-night foray into God's own county will take you on a whistle-stop tour of some of the UK's most magnificent scenery. The routes traverse the Yorkshire Dales National Park as we explore

the 'Southern Dales', taking in Wharfedale, Malhamdale, Coverdale, Ribblesdale and Wensleydale.

July 28-30, 2017.

Carfest North 2017

Details will be released as soon as we have heard back from the organiser

November 10-12, 2017.

Classic Motor Show NEC

Details will be released as soon as we have heard back from the organiser

Featured event



September 3rd 2017

CORNWALL FIGARO RALLY 2017

Club Member **Patrick Light** is organising this 4 nights, 3 day Rally around the sights of what Cornwall has to offer (North and South coast), 2-3 attractions to be visited per day and roughly a 90 mile per day pre planned route with maps.

PRICE: From £15 for the Rally Pack

ADVERTISING RATES

This online publication is sent to all our club members (Circa 1,300) 4 times a year and is an ideal platform to promote your products & services.

Email Kevin for our latest adverting deals - sales@figarownersclub.com

**YOUR AD HERE
FOR £50**

**YOUR
AD HERE
FOR £25**

**YOUR AD HERE
FOR £75**

ARCHIVE BACK ISSUES

Missed a copy? Here you can download/print




October 2016 – [Click Here to View/Download](#)

Our latest club magazine includes the full story of our Belgium Figaro Rally 2016, Tips for European Touring, Living the dream article, Member Stories, Owners Workshop (fitting a battery isolator), Figaro Masterclass (changing disc brakes), Members Gallery, Events Calendar, Member Discount Codes, Chapter Information and Archive Downloads.

July 2016 – [Click Here to View/Download](#)

Content: Content: Our latest club magazine includes the full story of our wonderful 25 Birthday celebrations, Member Stories, Owners Workshop (adjusting your tappets), Figaro Masterclass (detecting leaks), Members Gallery, Events Calendar, Member Discount Codes and Archive Downloads...



March 2016 – [Click Here to View/Download](#)

Content: Member Profile: Member Janet Penton sent in this story penned by her 'little happy car' – Poets' Corner: Member Ian Martin shares another figgy poem – Why I Love my Figaro: A new series allows our members to share the love! – Member Offer: Save 10% on these new tread plates – Cover Story and more...



March 2015 – [Click Here to View/Download](#)

Content: The Perfect Wedding Car ~ Getting Ready for Scotland ~ Kevin & Ruth Costello Cover Story ~ Events Calendar ~ Members Gallery ~ Owner Workshop on Coolant System & Hoses ~ Rocking at Rockingham ~ Figaro Masterclass on Rust ~ The world according to Beep Beep ~ Member Discounts ~ Suppliers Directory.



June 2015 – [Click Here to View/Download](#)

Content: A Figaro Like No Other ~ The Big Interview ~ Events Calendar ~ Cover Story Interview ~ Owner Workshop on Rocker Shaft Information ~ Nissan Figaro 25th Birthday Party ~ Figaro Masterclass on Painting ~ Nitrogen – Is it all hot air? ~ Member Discounts ~ Suppliers Directory.



September 2015 – [Click Here to View/Download](#)

My dream car is Sarah Janes's Car! ~ From Sheffield to Ile-de-Re in Figaro ~ Events Calendar ~ Shelley Heighton-Towers ~ Cover Story Interview ~ Owner Workshop – Heater Repair ~ Nissan Figaro 25th Birthday Party ~ Figaro Masterclass on Cambelts ~ Odd-Ometer – What's your mileage ~ Member Discounts ~ Suppliers Directory.



December 2015 – [Click Here to View/Download](#)

Content: Happy Birthday Member Story – Dear Santa Xmas Offers – California Dreaming (US Member Story) – Santa Saves the Day (Xmas Poem) – Member Profile – Windscreen Nightmare Member Story – Figgie on a Roll Member Story – Members Gallery – On the Road (NEC Show Report) – Owner Workshop (adjusting your timing) + much more...



THANK YOU



**For helping us raise £995 for our chosen charity
CLIC SARGENT this year...**

About CLIC Sargent. We fight tirelessly for children and young people with cancer, often when they feel they can't. We do this individually, locally and nationally, so that they can focus on the important things, like getting well. And if the worst happens, we will work with bereaved families to get them support, to help them cope with their emotional pain.