

Nissan Figaro Owners Club

EDITION #004 DECEMBER 2015

Figgyworld

QUARTERLY MAGAZINE



Award-Winning

Yes we won an award for most improved club magazine
PAGE 3

Windscreen Nightmare

Story of how an innocent crack in a windscreen led to an expensive nightmare
PAGE 16



California Dreaming

Southern California's Invitational 'Art Center Car Classic'
PAGE 8



Owner Workshop

A quick guide to adjusting the timing on your Figaro.
PAGE 32



COVER STORY

Members Ian & Sue Williams take their Figaro (Figgie-roll) on a 2,000 mile European jaunt

PAGE 20

20 Members *Ian & Sue Williams* take their Figaro (Figgie-roll) on a 2,000 mile European jaunt.



CONTENTS

DEC 2015

Regulars

- 03 Welcome
- 39 Members Discounts
- 40 Suppliers Directory
- 42 Events Calendar

Features

- 04 **Happy Birthday**
Member Carla Wells gets the surprise of her life when she gets home from work!
- 06 **Dear Santa**
Make sure our pick of some of the best Figgy must-haves end up under your tree...

- 08 **California Dreaming**
Member Dydia Delyser reports from Southern California's Invitational 'Art Center Car Classic Xmas Poem
12 **Xmas Poem**
Santa's 'Figgy' saves the day
- 14 **Member Profile**
Ian Martin tells all
- 16 **Windscreen Nightmare**
A story of how an innocent crack in a windscreen led to an expensive nightmare.
- 20 **Cover Story - Figgie-on-a-Roll!**
Members Ian & Sue Williams take their Figaro (Figgie-roll) on a 2,000 mile European jaunt.

- 26 **Members Gallery**
Our cars in all their glory
- 30 **On The Road**
Kevin reports from the NEC
- 34 **25th Birthday Party Update**

Owner Support

- 32 **Owner Workshop**
A quick guide to adjusting the timing on your Figaro.
- 36 **Figaro Masterclass**
How to change your disc brakes
- 37 **Member Discounts**
- 38 **John Cooper**
Do you want to know a Secret...

26 Members Cars in stunning locations



30 Sing us a song! Dressed in our 'vintage themed' outfits



The Figaro Shop, Broadway, Rich's Sidings, Didcot OX11 8AG
Free phone: 0800 917 3119
Mobile: +44 (0)7515 284917 Tel: +44 (0)1235 812511

Book Now for a full service and get a free set of Custom floor mats, plus a model Figaro.

Full service includes

- Oil filter
- Air filter
- Fuel filter
- Change oil
- New spark plugs
- Strip off brakes and inspect, adjust as required
- Inspect suspension for wear and faults



*'Treating Your Figaro With
The Love It Deserves'*

Retail price is
£299


we are
only charging
£199



Mats available in
Black, grey
and beige.

MESSAGE FROM KEVIN

EDITOR: Kevin Fagan EMAIL: sales@figarownersclub.com



Members hold key to local Figaro service

Let's start with some wonderful news which wasn't expected but nevertheless very much appreciated.



Against all odds (and some very tasty competition) *Figgyworld* won 'Most Improved Club Magazine' at the Classic Car Show (the biggest in Europe). What a feather in our clubs cap and more importantly it also puts our little club 'on the map' as a bona fide car club. As news spread of our award the stand was visited by some new suppliers and useful future contacts. At this point it would be remiss of me not to thank my team of back room helpers whom I'm always in their debt.

A few weeks ago I approached all our members and asked if they use a 'local garage' to service or repair their Figaro in the hope that they would recommend them to other members? The background to this request was a

wish to expand and improve our rather poor and limited 'garage directory' (which if I'm honest was historically limited to garages based in the south of England). Well the good news is the reaction was nothing more than staggering as we received over 40 recommendations! Typically many replies stated... "Hi Kevin, we use a garage a few miles down the road which has looked after our Figaro for years and are brilliant, just ask for Ron or Jim" This was just what we wanted and I wasted no time adding these to the directory. The result is we now have **60 plus** garages featured and all are categorised by 'expertise' too. This process highlights the importance of involving our members and 'unlocking' their 'local knowledge' for the benefit of all!

If you turn to page 42 you'll see our **2016 Events Calendar** which features 18 events (more to be added soon) some of which are new to the club like **JAE 2016**. According to the organisers this is the 'ultimate social weekend' for Japanese car owners, Japanese car clubs, tuners and traders. Wouldn't it be great to make an appearance and 'wow' some of those other Japanese car clubs with our little Figs!

Kevin

HELP! We desperately need content for our March 2016 Issue so please get in touch if you have a story, news or pictures and together lets make this a great spring edition :)

Club Websites

Published by Figaro Owners Club, 58 Earl Howe Road, Holmer Green, High Wycombe, Bucks, HP15 6QT, ENGLAND.

Figaro Owners Club

Extensive information for current and future owners including events, gallery, products & services etc.
www.figarownersclub.com

Technical Forum

Over 20,000 technical and ownership posts including technical manuals, guides & information A-Z ownership issues etc.
www.figarownersclubforum.com

Buyers Guide

Comprehensive Online publication to inspecting, test driving and buying the Nissan Figaro.
www.nissanfigarobuyersguide.com

Figaro Trader

100% dedicated website for buying and selling Nissan Figaro Cars, Parts & Accessories. Sell your car from £10 or a Part/Accessory for just £5.
www.figarotrader.co.uk

Figaro Store

Our club shop includes Figaro Owners Club T-Shirts, mugs, stickers and more. In addition it features the latest Nissan Figaro Apparel & Accessories. Choose from a wide variety of our official Nissan Figaro clothing for both Men, Women, Children and even Pets!
www.cafepress.com/thefigastore

NEWS - COVER STORY - MASTERCLASS - MEMBERS GALLERY - OWNER WORKSHOP - FEATURE ARTICLES - EVENTS - DIRECTORY



FOLLOW US ON
twitter

HAPPY BIRTHDAY

Member Carla Wells gets the surprise of her life when she gets home from work!

I bought my first Figaro a couple of months ago. She was already named when I took her from her rather emotional owner so I kept her name as it really suited her. I really enjoyed the newness and quiriness of owning a Figaro and like a proud new parent posted pictures of 'beautiful Agnes' on all of my social media sites to show her off to anybody who would look - she was hugely received. People just loved her. Then in my 3rd week of ownership, out of the blue, her stereo gave up, then her electric windows wouldn't open/close and finally I started having major problems with her roof, so much so that I dreaded taking it off as it was just too problematic to close alone. Hesitantly, I started to complain to my fiancé that although I loved Agnes, being my every day car I wasn't sure I was able to put up with her shortcomings. Unfortunately, her age and lack of care from previous owners meant she was just a little too compromised.

Then one afternoon after work I had a bit of spare time so I made an impulse trip to the shops. I then received a call from my lovely neighbour to ask if I was going to be making my way home anytime soon? I thought this a little strange, so I said yes I'll be home in 20 minutes. She said that there was something at the house. I drove home not knowing what to expect and slightly nervous I have to say, but when I turned into the drive I saw an absolutely beautiful new Figaro parked next to Agnes! I didn't know what on earth was going on, there was a bunch of flowers on the windscreen, together with a note. Also next to the new Figaro was the vintage bike with a basket that I'd always wanted, complete with carrots and red wine!


Me driving May-belle



The Vintage Bike

I couldn't believe it, my lovely fiancé had only spent the day searching for another Figaro in much better condition, by chance he found one and bought it that same day, along with the bike from the local bicycle shop. My neighbours were all watching the day unfold with mystery, thinking it must be Carla's birthday, what on earth is Neil doing?! He actually waited outside the house for me to come home from work for a good couple of hours but I was longer than expected and he had to leave. When I read the note that was left I burst into tears and my neighbours came out of their house with huge smiles and gave me a hug saying Happy Birthday!! It wasn't my birthday!

I have to say, I feel like May-Belle is the Rolls Royce of Figaros, she has central locking, gorgeous wheels and her roof closes without the aid of any spanner or tin of spinach!!



"I didn't know what on earth was going on, there was a bunch of flowers on the windscreen, together with a note. Also next to the new Figaro was the vintage bike with a basket that I'd always wanted, complete with carrots and red wine!"

DEAR SANTA...

Make sure our pick of some of the best Figgy must-haves end up under your tree...



Calendar 2016 £12

Our Calendar measures 280 x 432 and features photo's of our member's cars in stunning locations from around the world.



Hand Drawn Prints from £75

The club is delighted to work with Richard Corrigan. Richard is one of the leading artists of classic cars and has turned his attention to our beloved Figaro!



USB Stick £13.95

16GB Memory Sticks would make great 'stocking fillers' for the Figaro geek in your family..



Figaro Toy 50 Euros

Detailed miniature Nissan Figaro 1:43. Beautiful detail miniature with original wheels and sunroof.



Figaro Watch £99

To celebrate the Figaro's 25th Anniversary next year (1991 – 2016) the club has partnered with watch expert Timedrivers to design & manufacture a Figaro Watch which is faithful to the design details of the speedometer and logo.

Figaro Store from £5

Visit our Figaro Store to see latest Apparel & Accessories? Choose from a wide variety of our official Nissan Figaro Club clothing for both Men, Women, Children and Pets!



Mud Flaps from £69

These custom designed Mud Flaps are manufactured by 'Performance Creations' and are identical to the originals (no longer available from Nissan) with the 'FIGARO' text available in 5 colours!



CALIFORNIA DREAMING


Member Dydia Delyser reports from Southern California's Invitational 'Art Center Car Classic' — And her Figgy Steals the Show!

Each sunny October, Los Angeles' Art Center College of Design—which has styled itself the premiere automotive-design school in the US and features a Transportation Design major—hosts its annual "Art Center Car Classic". This well attended and carefully curated, invitational event showcases innovative design in antique, classic, and contemporary vehicles. This year, on October 26th, over one hundred vehicles gathered on the College's lawn, nestled picturesquely in the hills east of the city.

The vehicles were arranged not by age or type, but instead intermingled according to different design features, categories of interest, and a cultivated randomness: a 1941 Tatra T87 (owned by your correspondent) next to a 1903 Cadillac (both were black); a Citroen 2CV beside a multi-million-dollar McLaren (no telling what they had in common!). Under the broad theme of "Street to Screen" the show featured vehicles familiar from film: three Batmobiles, Herbie the Love Bug, and Scooby Doo's Volkswagen bus. And, for probably the first time in US history, this car show also featured all three of the Pike productions: S-Cargo, Pao, and Figaro.

These cars, not typically legal in the US, are exceedingly rare here—only a few Figaros have managed to be registered in any state, but California remains particularly challenging because of its emissions restrictions. That made it a special treat for automobile enthusiasts, many of whom recognized the Pike cars, but had never seen them, let alone seen all three together at once. Others had never heard of them, and stood amazed that the Figaro, in particular, was made in 1991 (not 1961).

While one might suppose that in a field of valuable, and highly sought after cars, a simple Figaro would be easily overshadowed by a Talbot Lago, a Deussenburg, or Jay Leno's turbine-powered Chrysler. But the little Figgy attracted a steady crowd of admirers—at the close of the show the owner of a meticulously restored 1953 Siata 2085 America roadster pronounced the plebian Fig more popular than his expensive ride. Of course, maybe it wasn't due to design at all—maybe it was because of Harpo: fox terrier, and devoted Figaro driver.



The brains behind the operation

We asked Dydia about the latest situation regarding legally driving a Figaro in the US?

"My Figaro is in a special "lab" right now getting itself ready to meet the stringent demands of California emissions (though it already has smog equipment like a catalytic converter, it has to have a "special" one custom made with a "California" stamp on it — quite ridiculous and expensive). The point is that, after 18 months of earnest investigation and waiting, some time in January (after the car turns 25 and no longer needs to be crash tested to be legal in the US) I should be able to completely legally register the car in California. Phew. I hope! If it all works out I'd be happy to write a short blurb about the ordeal — one other Figgy owner is in the process too (Todd Darling, from northern California). Wish me luck!!"

U.S. Customs and Immigration photographer IDs the Figgy as an undocumented alien



**A superb
Bentley GP**



"Batmobile and the Germans" (just another band from LA).



Figgy leads the show



Santa's 'Figgy' saves the day

*It was the night before Xmas
And Santa should be on his way
But Santa's sleigh is broken
There's going to be a delay*

*The elves are busy tinkering
Trying to find out what is wrong
But no matter how they try
It's going to be too long*

*For the first time in history
'No Toys at Christmas' Oh No
Don't worry says red nosed Rudolph
We can use Santa's Nissan Figaro*

*Santa's eyes light up, he's cheerful
Know that's a wonderful idea
Quick elves bring out my Figgy
And load him up with all the gear*

*So a loaded Figgy was started
It's too heavy, he just can't go
Don't worry said Santa and Rudolph
Just wait for the 'Figgy' turbo*

*So Figgy and Santa lifted off
With all the children's toys
Delivering all around the world
Toys for the girls and boys*

*So if your children ask you
'Where you out in Figgy last night
Don't worry they were not dreaming
It was Santa's Figgy, taking flight !*

Merry Xmas Everyone x

Ian Martin

ANNIVERSARY FIGARO WATCH

Imagine sitting behind the wheel of your beloved Figaro- wearing a timepiece that harmonizes with the unique styling and tells everyone you are the proud owner!

Inspired by the Nissan Figaro, this 25th Anniversary Timedrivers watch is a faithful interpretation of this iconic automobile's gauges.

There will only be 300 produced and each watch is engraved with a production number- just like the original. Timedrivers interpretation rendered as a watch features a gently crowned 38 mm bezel machined from billet stainless steel (waterproof to 30 meters), polished to a high lustre, a scratch resistant curved mineral glass crystal, a polished and 3 dimensional Figaro logo

on a off white dial face printed with dark plum numerals in the distinctive Figaro font and a highly polished logo shaped crown. The 25 year anniversary logo with fascia coloured accent is displayed on the dial. The shock resistant Miyota battery operated quartz movement from Citizen Watch Company provides precise and reliable time. The Figaro watch comes standard with a medium grain Bone White leather strap with polished stainless steel buckle.



FIGARO FLEUR DE LYS BONNET EMBLEM



AVAILABLE IN ALL 4 FIGARO COLOURS*



ATTENTION TO DETAIL IS EXCEPTIONAL



Price £99 + Postage

Buy Now at www.figarownersclub.com/page/products-services/accessories/figaro-watch/

* Optional straps mimic the four exterior colours of the Figaro - Topaz Mist, Emerald Green, Lapis Grey and Aqua Blue.

Please note the images are artists illustrations and may not depict final colour, material and finish. Details, colours, materials and features are subject to change.

MEMBER PROFILE

Ian Martin explains how a trip home from church opened up a whole new world after spotting a Figaro on the forecourt of his local garage.

Remembrance Sunday will always be special for us as not only is there the significance of day but it was the day we first set eyes on our Figaro, Figgy. We left church that Sunday morning and at the local garage, on the way home, a Black and Cream Figaro sat on the forecourt and called out to us, that this was a fun car we had to have to enjoy our retirement. A quick spin around the block and the deal was done.

Buying our Figaro was only the start, once we joined the club, like so many before, a whole new world opened up to us and we have had nothing but fun all the way making new friends and seeing new places in our special little car Figgy. People stop you to chat about the car and take our picture as we drive on by and wave like we are royalty all because we drive a Figaro. Sightings of other Figaro's are reported to us from all over the North West and people expect us to know who is driving that car. We even stop other drivers and chat to them about their Figgy and about our club, complete strangers who must think we are mad but in the end are grateful for the information about the club. Who would have thought a funny little Japanese concept car could bring so many people together, give so much enjoyment and allow us to meet so many great people up and down the country.



Ian during our Scottish Figaro Rally

This little car has taken us to Holland, first time driving on the 'wrong side' of the road!!, around Scotland and next year will see us at the Ace Café (will be learning some Rock & Roll for that) then the Big Weekend in Warwickshire. Gardening is a big passion of ours and our Dutch and Scottish flags fly proudly in pots on our patio as reminders of the rally's.

My two passions in retirement are poetry and art and I have written my first Xmas Figgy poem this year and completed my first Figgy painting, so you could say Figgy is taking over our life, in a great way. The only issue caused is who drives 'Figgy'



"Buying our Figaro was only the start, once we joined the club, like so many before, a whole new world opened up to us and we have had nothing but fun all the way making new friends and seeing new places in our special little car Figgy"

WINDSCREEN NIGHTMARE

Member Steve Newbold contacted us to share the story of how an innocent crack in a windscreen led to an expensive nightmare.

Mr Plum had been waxed and shined as the sole representative of Nissan Figaros and made ready for the local Woburn Classic Car show.

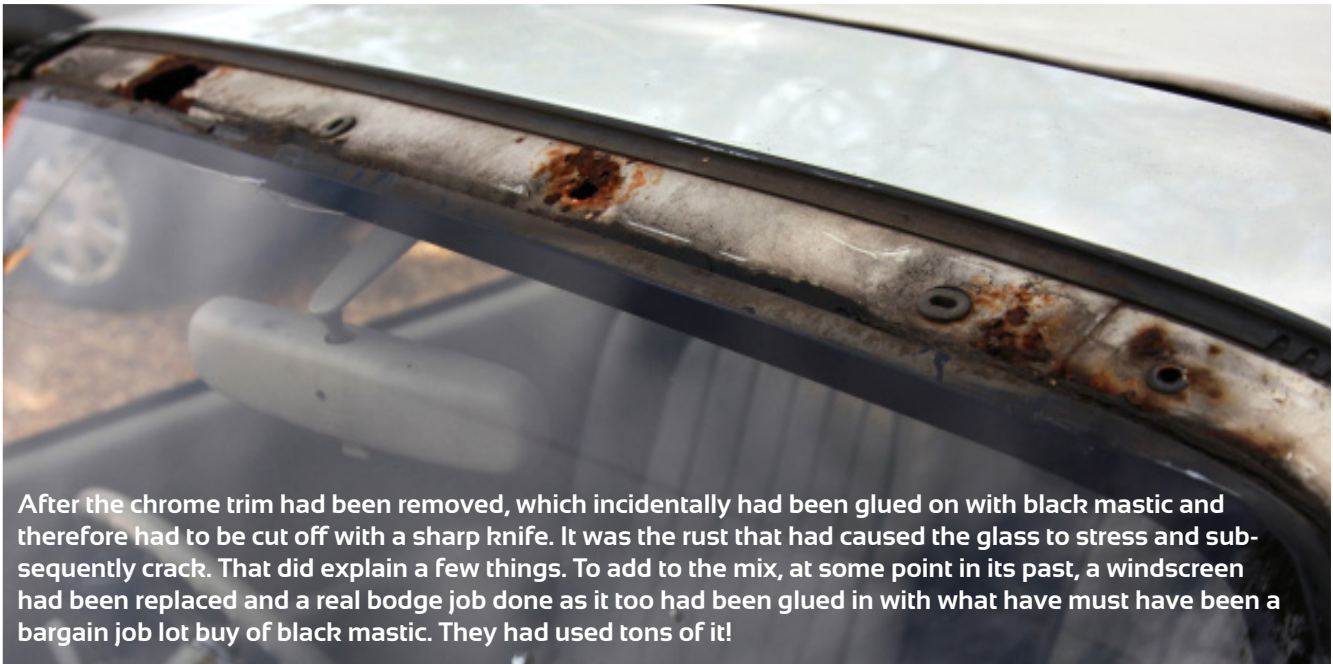
On getting him out of the garage I glanced up and ...Aaaargh!, there staring me in the face - a great big 6 inch crack in the windscreen! How on earth did that happen? We had nothing hit the windscreen while out in it yesterday and nothing had fallen in the garage to do this. On closer inspection, there were no signs of impact whatsoever and in fact, looked very much like some sort of stress crack.

Well, this wasn't going to spoil the day so we went off to the show as planned, although driving even more tentatively than normal, and kept a close eye on it. It didn't worsen that day and so the day passed pleasantly in the spring sunshine with lots of interest in the car at the show, as there often is. After returning, the usual routine of contacting the insurance company and arranging for National Windscreens to come out the following Saturday morning and replace the screen went without problems.

National Windscreens arrived as planned and set about fixing the screen. I was working in the garden and could hear a few mutterings and a bit of colourful language and after a short while, one of the guys walked round the corner with the immortal words *'Hey, buddy, you better come and have a look at this!'*. Now, I may not be the greatest mechanic in the world but I do know that when someone says something along those lines, it generally isn't the sort of news to get you to rush off and open the champagne bottles in a hurry!



A few more photos of what we found...



After the chrome trim had been removed, which incidentally had been glued on with black mastic and therefore had to be cut off with a sharp knife. It was the rust that had caused the glass to stress and subsequently crack. That did explain a few things. To add to the mix, at some point in its past, a windscreen had been replaced and a real bodge job done as it too had been glued in with what have must have been a bargain job lot buy of black mastic. They had used tons of it!




"To add to the mix, at some point in its past, a windscreen had been replaced and a real bodge job done as it too had been glued in with what have must have been a bargain job lot buy of black mastic."


National Windscreens were understandably unable to replace the screen until the damage to the roof line was fixed first so a report filled and off they went to return another day. Talk about good timing - we were off on the Scotland Rally in 3 weeks time!

Well, there was only one thing for it, a quick phone call to Toby at The Figaro Shop and explain the situation. *"Ah yes, without even seeing it, I know exactly what that looks like. We've seen a couple like that before..."* he went on and explained what it was and what caused it and most importantly, what he could do to get the problem fixed.

Well, that was a relief, it's going to be quite an expensive relief but at least it was fixable and he promised to have it ready in time for the Scotland Rally, something that we both were really looking forward to.



Not a small job, the metal areas needed cutting away and new panels welded in



So the following week, a gingerly drive to take Mr Plum to The Figaro Shop at Didcot.

After some examination, Toby explained what needed doing: The rusty roof line would have to be cut out, as Nissan no longer make these panels, a piece would have to be cut from a donor car (which fortunately they had) and this welded back into our car. Finally the front section of the roof re-sprayed.

Toby kindly took some photos of the work and sent it to us so we could monitor the progress...





Preperation for painting

Just the final touches to do, get the new screen fitted and he's ready to go!

A bit of hassle with **National Windscreens** but we finally managed to get them out on the Saturday to fit the new screen. I arrived late Saturday afternoon to collect Mr Plum and The following morning we were off to Scotland on the long awaited 'big rally'.



All sorted! Mr Plum made it to Scotland



Toby and the lads at **The Figaro Shop** had done an excellent job. It not only looked as good as new but on the way home from Scotland we went through a 'Scottish summer shower' - ie torrential horizontal downpour where the windscreen wipers on full blast made no difference to visibility at all, but the screen didn't leak a single drop of water.

It wasn't a cheap job to have done, especially as it looked the same as it started before the crack, but a very necessary one and we of course have the peace of mind knowing that it will last very many years.

COVER STORY FIGGIE ON A ROLL!

Members Ian & Sue Williams take their Figaro (Figgie-roll) on a 2,000 mile European jaunt and enjoy the delights of France, Belgium, Luxembourg and Germany along the way...





"The hotel has more than its share of big expensive cars, all of which must park outside the castle walls, however our little Figgie was invited to the inner sanctum for a photo shoot with the Count"

There's a certain appeal to driving on quiet roads through unfamiliar countryside, sampling the fare and immersing yourself in the local culture. This was the essence of this year's holiday and a road trip to Europe in our Fig-roll was the ideal way to do it.

Motoring down from Bedfordshire to the ferry terminal at Dover on a damp Sunday morning isn't the brightest way to start the adventure but at Dover the clouds parted and the sun put its hat on, Figgie smiled and the holiday began.

Champagne in P&O's club lounge ensured we kicked things off correctly, which, by the way is well worth the additional £12 upgrade. Rolling off the ferry in Calais we headed south travelling through deserted villages on the back roads of France. We decided that a sat-nav was one item of technology we didn't want to pack; paper maps and getting lost was to be part of the adventure. Valenciennes was our first stopover, hindsight would recommend you just keep going but I was lured into Valenciennes by quirky, family-run, art hotel 'Le Grand Duc'. We left the 'Adams Family' hotel early next morning, stopping for breakfast in a Bavay, choco pains and good coffee setting us up for the day.

Crossing into Belgium saw the local roads deteriorate somewhat but at least the signposts were more logical than France. However, once we entered Luxembourg there was a sea change in the road conditions, Luxembourg roads are a delight to drive and the Fig-roll loved them. Our next hotel was perched high above the hamlet of Ansembourg in the 'Valley of the Seven Castles'; it sounds romantic, conjuring images of a bygone era with knights on horseback riding to rescue damsels in distress... it was, but maybe without the Knights; although our hotel did have a real life Count. The Count De Ansembourg greeted us to his small and stunningly beautiful hotel, an exclusive retreat miles off the beaten track. The six room hotel nestled within the walls of his castle with unprecedented views over his land and far beyond. Relaxing in the sun with a good book and a cold Donkel beer, I tell you this recharges your batteries.

The hotel has more than its share of big expensive cars, all of which must park outside the castle walls, however our little Figgie was invited to the inner sanctum for a photo shoot with the Count. The Figgie doesn't just unlock doors, it unlocks castle doors.

The name of this aristocratic establishment is 'Hotel Temps d'Or' and yes, we will be going back.



Towers and castles at every turn in the road in the 'Valley of the Seven Castles' "Let down your hair Rapunzel!"

We crossed over into Germany and pressed on south to Strasbourg. Our next hotel was a stone's throw from the Dom in the centre of this historic city, 'Hotel D' is a swish modern hotel with secure parking so the Fig-roll was safely tucked up in the hotel car park for a well-earned rest. Exploring Strasbourg by day and night didn't disappoint. I specifically enjoyed the food and got quite a liking for tarte flambee served on an old piece of plywood, which they tell the tourist is the traditional method. To the untrained palate, tarte flambee could be confused with a pizza, but as pizza is obviously an Italian dish, this would never be acceptable, hence the French creation ... 'voila' tarte flambee!

We bade farewell to the city at the heart of Europe and headed for the Wine Route of the Alsace which snakes south clinging to the foot hills of the Vosges mountains. We took two lazy days to run the 70 km down to Colmar, stopping for picnics, walks and visits to the myriad of villages along the way. This is a beautiful driving route, however I expect in the height of summer the road may be quite a bit busier than our visit in June.

The following day we pulled into Colmar. Now this is a seriously lovely place and in June it was simply bursting with colour, flowers decorating every windowsill and planter in town. Again we plumped for a hotel where Figgie could be securely parked, a Mercure in the centre of the old town was perfect.



Colmar... A seriously lovely place




Colmar. A seriously lovely place.

"We decided that a sat-nav was one item of technology we didn't want to pack; paper maps and getting lost was to be part of the adventure"

As luck would have it we had arrived in Colmar on 'World Music Day' an unmissable date in the French social calendar, celebrating the talent of amateur musicians with live music on every street corner. Colmar was a delight, and we stayed longer than originally planned, but eventually both time and finances say "move on". At this stage we didn't really know where to go next. We could head west, deeper into rural France with the assortment of mildly disappointing hotels and empty villages, continue south up into the Alps with lung bursting mountains and cheese fondue, or hook round to the west over the Rhine and into German Black Forest... gateaux and German beer had the edge. So Germany it was, booking.com consulted and a spa hotel in the mountains was our next venue.

Our hotel was high above the town of Sasbachwalden, up up up a very steep road. Figgy rolled its eyelids as if to say, "Haven't I done enough already?" but realising there was no option, she just got on with the job and up we went. Her effort was rewarded with a fabulous view over the mountain valley. Hotel Tannenhof was built in the traditional Fachwerkhäuser style, which hadn't changed since the Grimm Brothers were scaring the life out of the local children. Our welcome at the family-run hotel was warm and genuine and as our host correctly explained in faltering English, "It fills your heart". The Black Forest did just that, it filled our hearts and we once again stayed longer than expected... then we stayed a bit longer again.



"It was a baking hot day and a careful eye was needed on the temperature gauge. Twice pulling over allowing her to cool a little, we were too far from home to blow a gasket but the Fig-roll never gave in, as though being inexplicably drawn on higher and higher. "


Plenty of places to fully utilise the picnic basket



Before leaving we just had to give the Figgie another run out, we coaxed her even further up the mountain on a never-ending zig-zag to Mummelsee Lake, no respite, just up up and more up. It was a baking hot day and a careful eye was needed on the temperature gauge. Twice pulling over allowing her to cool a little, we were too far from home to blow a gasket but the Fig-roll never gave in, as though being inexplicably drawn on higher and higher. Mummelsee is the highest lake in the northern Black Forest and legend has it that the lake is inhabited by a 'Nix' who takes the form of a mermaid; we all know mermaids lured sailors to their death, beckoning them on further and further... maybe that's what kept our figgy going!

All good things come to an end and The Figgie Holiday was no exception. It was time to point north and head for home. All in all we stayed at eight different hotels and covered just shy of 2000 miles. We booked accommodation through booking.com, generally only one day in advance.

The Fig-roll was faultless and attracted admirers wherever we stopped, a joy to drive it certainly made us part of the scenery, rather than a mere observer. Would we do it again... we already have a plan for next year :)



The lure of the 'Nix' keeps the Figgy rolling

MEMBERS GALLERY

See your Figaro in print!

Why not submit your pictures and get your car in print online: www.figarownersclub.com/send-picture



Kelly Barber

LOCATION
Mulberry House - Ongar - England

PHOTOGRAPHER
Kelly Elizabeth Barber



Dennis Case
LOCATION
Horse Guards Parade - London
England
PHOTOGRAPHER
Angelique Case



Terri Hartman
LOCATION
Dartmoor - England
PHOTOGRAPHER
Terri Hartman

Bob & Lynn Brown

LOCATION
Walney Channel - Barrow in
Furness - Cumbria - England

PHOTOGRAPHER
Bob Brown



Amanda Hutchison

LOCATION
The Kelpies - Scotland (During our
Figaro Rally)

PHOTOGRAPHER
Amanda Hutchison





Hayley Doyle

LOCATION
Staithes - North Yorkshire -
England

PHOTOGRAPHER
Hayley Doyle



ON THE ROAD NEC SHOW

Kevin reports from the Classic Motor Show - 13/15th November 2015

The fun kicked off on the Friday after a rather tasty Pain aux raisins and Cappuccino. The day before had seen a 'team effort' to get the stand ready for our theme 'motoring fun' which included the laying of grass and positioning of our 'props' such as deck chairs, picnic hamper, blanket, badminton rackets, map, fruit and last but not least Sue's knitted cup cakes!

Our centrepiece was a very special car loaned for the show by Simon and Heather Beedham. This Figaro was custom built for the couple by experts The Figaro Shop and

featured just about every option they do including 'heated seats'.

The car looked as if it had just rolled off the production line at Nissan and hence many of the visitors thought it was new. The fit and finish is top quality and it rightly drew a constant crowd over the three days.

I personally love being on the stand and never tire of talking about the Figaro. But even I must confess to having a chuckle to myself when I hear the same comments which typically always included; "Do they still make them, a lady up my

roads got one of these, how much do I need to spend to have one like this one and my personal favourite, has 'Andrew Marr' still got his?"

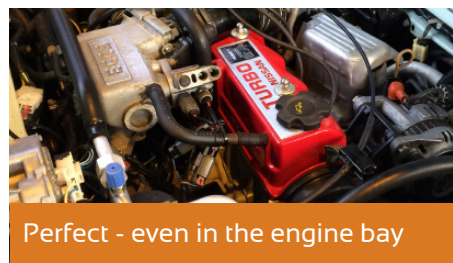
On Saturday we learnt to our delight that **Figgyworld** had won the **Classic & Sports Car Award** for 'Most Improved Club Magazine'. The judges comments included "It loads quickly, offering you a corner to turn the page and enlarges the top or bottom half of a page for you to read it and clicks back to the whole page afterwards. There are also links through to videos and advertisers' website. This nicely laid-out quarterly comprises a great mixture of event reports, owners' stories and technical articles. As the editor points out, the digital format enables the club to keep annual membership down to £15"

Thanks again to Simon and Heather for the loan of their car and also Toby Brooks and his team from the The Figaro Shop for being on-hand to offer some great ownership advice and help over the three days.

< **Heated seats is a great option**



Toby Brooks works the crowd as visitors are keen to know more



Perfect - even in the engine bay

Watch Video
[CLICK HERE](#)

See More Pictures
[CLICK HERE](#)



Me, Mike and Edd from Wheeler Dealers. (I did ask them to do a Fig!)



All that's missing is a banjo!



Show Off! Our Award & Trophy from Classic & Sports Car for 'Most Improved Club Magazine'

OWNER WORKSHOP

A quick guide to adjusting the timing on your Figaro.

CONTRIBUTOR: SIMON SMITH (FORUM TECHNICAL GURU & GLOBAL MODERATOR)

INTRODUCTION TO TIMING

Ignition timing is the process of getting the correct crankshaft position in order that a spark will occur in the combustion chamber near the end of a pistons compression stroke which will ignite the fuel and air mixture forcing the piston back down.

Ignition timing effects the overall performance; smoothness,

temperature, emissions, longevity and fuel economy of an engine and therefore a correct setting is crucial.

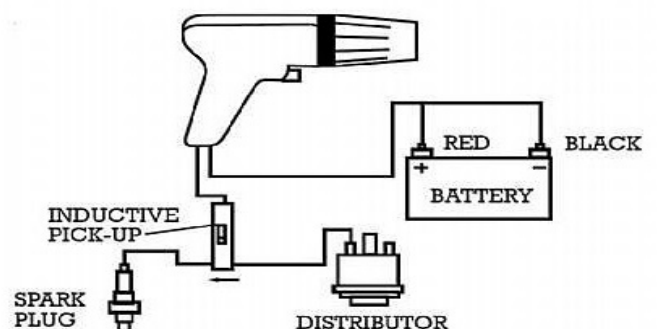
In order to do this you need:

- Timing gun
- Flat bladed screwdriver
- 14mm socket\spanner
- Paint\Tipex

You can get a cheap timing gun around £16.94 like this one [Click here](#)
Instructions for this one are available [Click here](#)



First connect the timing gun up as per the instructions, usually has crocodile clips to connect on the battery terminals and a HT pickup sensor to clip to HT lead number 1, which is connected to the stark plug nearest the cam-belt.



Next clean up the timing plate marks. This metal plate is just under the black plastic marks on the cam cover as shown below. To do this I used wire wool and some light grey touch-up paint.



Then locate the small cut-out mark on the metal crankshaft pulley, again clean this up and paint the mark.



IMPORTANT: For the following steps care should be taken whilst the engine is running to ensure everything is clear of all hot and the moving parts (eg: belts and fans) at all times!

Ensure it's in Park and start the engine up, switch off all electrical items such as lights, A/C and heater fan and then allow the engine to warm up and goes to the normal idle of 950 RPM on the rev counter.

Once it has stabilised next remove the idle screw cover (if present) and using a flat bladed screw driver turn the idle screw till the the rev counter shows 850 RPM as below.



Then using the timing gun point at the crank pulley next to the timing marks on the metal plate, when the gun flashes it will correspond with the position of the crank mark. If you look down the timing mark lines and read the position of the pulley marks. This should be at the 15 Degrees (+/- 1 degree) Advance Before Top Dead Center (BTDC) position @ 850RPM.



If this is correct then nothing needs to be done. If it isn't then the timing needs to be adjusted: Switch off the engine and loosen the distributor body retaining nut. Restart the engine and allow the idle to settle again to 850 RPM and slowly turning the distributor till the timing shows at 15 Degrees.



NOTE: When adjusting it the idle speed will also change so you will need to adjust the idle screw to stay at 850 RPM till you get to the 15 Degrees. Also if the radiator fan kicks in wait till it stops as this will impact the idle speed so keep rechecking the idle speed.

Once this is done switch off the engine and re tighten the distributor nut (there is no torque setting listed). Restart the engine and allow the idle to settle again to 850 RPM and check the timing is still correct. Once OK, reset the Idle speed back to 950 and replace any screw covers. Switch off the engine and disconnect the timing gun HT and power leads.

Its also work checking at the same time the IAA compensation system which is used to ensure the engine speed does not drop when electrical load is added. To do this see this How to Adjust IAA

IMPORTANT: Care should be taken whilst the engine is running to ensure everything is clear of all hot and the moving parts (eg: belts and fans) at all times!

Please note we are providing this info in good faith from available sources. As with anything you should only carry out work with the correct tools and skills. We are not responsible for anything occurring from this information\advice, you are doing so at your own risk!

NEXT EDITION
 How to fit a 'Low Coolant Alarm'

FIGARO 25TH PARTY UPDATE

4th & 5th June 2016

Excitement is growing as table reservations for our Dinner/Dance continue to come in from members keen to attend the biggest party in Figaro History!

On Saturday Evening 4th June at 19.00 hours, 200+ diners will descend on our party garden marquee to enjoy a truly one-off experience. The ticket sales have been so popular we've had to move the whole dinner/dance event from our original location within the country house to a purpose built garden marquee, complete with bar, stage and best of all an area for us to park some rather lucky selected Figs (one of each colour) which will be decorated to join in the fun.

Sunday Convoy Rally

We are pleased to announce the planned route has been now completed. The route takes in some wonderful country roads, bridges and even a few country houses. The distance is 21 kms and it will take 28 minutes. We are hoping to send off everyone in 'colour order' as this is how they will be parked and will create some awesome pictures!

Everyone wave and look skywards!

On the Sunday we have cleared permission from the venue to fly a drone on the day. The hope is to get some great video of cars parked within the show field and as we line-up for our rally. Unfortunately it will be unable to join us on the rally as it may hit some of the low bridges!



Saturday Dinner/Dance - £35 PP

Sunday Fair - £25 Per Figaro
Free for individuals + Non Figaro Cars

BOOK YOUR PLACE

www.figarownersclub.com/events/birthday

Colour Co-ordinated Convoy



"The distance is 21 kms and it will take 28 minutes. We are hoping to send off everyone in 'colour order' as this is how they will be parked and will create some awesome pictures!"

200+ Diners! Be part of what could be the largest Figaro Party in History...

"The ticket sales have been so popular we've had to move the whole dinner/dance event from our original location within the country house to a purpose built garden marquee, complete with bar, stage and best of all an area for us to park some rather lucky selected Figs (one of each colour) which will be decorated to join in the fun"



FIGARO MASTERCLASS

Toby takes the mystery out of changing your rear brake shoes

CONTRIBUTOR: [Toby Brooks - The Figaro Shop](#)

EMAIL: info@thefigaroshop.co.uk

As we move into the wet and icy season I thought I'd write about one of the areas that everyone wants to be able to put trust in, brakes.

The rear brakes especially are very fiddly to fit, complicated to get in the right position and are one of those jobs that many people don't like doing.

I'm hoping that this guide will help push anyone over the line that's been considering fitting these themselves, or has a bit of an idea on other brakes but needs tips on these specific ones.

As a very quick overview the Fig' has two different braking systems. The front has brake discs and pads. A pincer style movement clamps the pads around the discs to slow the car.

The rear brakes/handbrake assembly is

operated by brake shoes. These take the form of two half moon shaped pieces. When activated by the pedal or handbrake lever the two sections open and create friction against a drum to slow or stop the car. Its an effective system which has been fitted on cars and motorcycles for many years. Its almost phased out now but when correctly fitted can still be a very effective braking and safety system.

I've put together a number of images to show you how the process of changing the brake shoes works, as well as any tips we have picked up over the years.

For this exercise we have used a stripped out axle, the wheel hub is exactly as it usually is but is not inside the rear wheel arch. The wheel has already been removed.

Once the wheel is out of the way you can take the brake drum off the wheel hub. The handbrake must not be pulled or the drum wont release. A good tip is to tap the drum with

a hammer and then wiggle it to slide it toward yourself and off. You can see this in [Image 1](#), in [Image 2](#) the drum is coming off.

Once removed you can inspect the shoes, from new they have around 5mm of material, the material is the grey 'stone like' coating on the outside. Once they are down to 1-2mm they need to be changed. Be very careful to check all the way around they usually wear unevenly. The thinnest point is your reference. [Image 3](#) shows one point to measure the friction material at, the distance would be taken from the points of the two arrows.

To change the shoes you will need to remove the wheel hub. This is done by undoing the large nut in the centre. To gain access first remove the dustcap, you can see it be pried away in [Image 4](#).

Once you can see the large hub nut, remove the split pin and then undo the nut, This is very tight and it's been known to take a very large





bar and the weight of a person to undo some of them.

Now the hub is removed you have full access, it's best to remove the shoes as a pair. You need to release the handbrake cable and the bottom spring as well as the two fixing pins. You can see these indicated by the arrows in [Image 5](#).

Once removed lay out the brake shoes and springs on the bench, it's a good tip to do one side at a time so you can always revert back to the complete side for reference on fittings.

There are now a number of springs and clips holding the shoes together. You can see in [Image 6, 7 and 8](#) the extent these need to be dismantled. This can be done using a small hammer and flat faced screwdriver.

We would recommend putting the new shoes back together using a fitting kit, this combines new springs, new clips and everything you need for re assembly. You can see the completed new shoes ready for re fitting in [Image 9](#).

Using the reverse method, refit the new shoes onto the car, make sure to grease the moving parts. It's a good tip to push the shoes back and forth in the same way they will move when the handbrake is pulled, just to ensure nothing comes loose or catches.

You can use the small toothed wheel shown in [Image 10](#) to fine tune the shoes, you will need to fit the drum, test the handbrake and then remove the drum and turn the small wheel to adjust. Ideally around four clicks on the handbrake travel is about right, at this point we usually find there is a small amount of resistance when you spin the wheel.

Once adjusted that's it! Ready to drive and set for the winter months.

I really hope this guide is useful and helps keep all our Figgies on the road.

Please remember this is a guide taken from my own experience and I cant in any way be responsible for any damage you could cause if you fit brakes in correctly. If your unsure have a professional check.

NEXT EDITION
How to change spark plugs

DO YOU WANT TO KNOW A SECRET...



JOHN COOPER: More wise words from the Figaro master...

The weather has turned cold, wet and windy. The first frost has bitten and snow has fallen. So for some, it is time to wrap up the Figgy, for its winter hibernation.

But not everyone. I use my Figaro on a daily basis; rain, hail, sleet or snow, she is out and about tackling all that mother nature throws at her.

But she never lets me down. She needs TLC. Lots of it.

Even if you are going to put your Figaro away for the winter, you need to make sure you have taken care of all those jobs that will protect your pride and joy.

If you are going to store it, make sure you clean it first. Dried on dirt is never easy to get off, particularly if it has been dropped from one of our feathery friends. And that is something you should always clean off straightaway, as nothing will ruin your paintwork quicker than a well aimed bird-dropping.

Giving your car a good waxing will help protect the paintwork over the winter too. There's nothing more satisfying than polishing a Figaro.

Make sure your tyre pressures are correct. I'm sure it's something you do while using your Figaro, but keeping the tyre pressures right when you are not using it is just as important.

Check all your fluids, and replace any that are low. Coolant, oil, brake fluid, transmission fluid, power steering fluid and even your washer fluid.

Do you have anti-freeze, and is the mixture right? It is well worth draining the cooling system and replacing it if you haven't done so for a while.

It's also a good time to re-gas your air-conditioning. Effective air-conditioning is great for keeping your windows mist free when driving in damp conditions.

But what about the bits of the car you don't see? Have the brakes checked. And if you are going to store your car, leave the handbrake off.

Ideally, you should be thinking about a winter service. The club approved garage list is there for a reason, so why not make use of it? Money spent now will save you money in the long run. Where safety is concerned, it's never too expensive.

When was the last time your car had a Waxoyl treatment? I did mine a couple of months ago, in preparation for the winter months. Toby's Figaroshop in Didcot are offering £50 off their current price for a full Waxoyl treatment, so book it in now to help protect your Figaro. See our [Garage Listing](#) section.

Me, like others, will use their Figaro's over the next few months, but if you are putting yours away, do start it up every now and again and run the engine for a bit. Be sure to do that with the garage door open. You can always sit in the car to keep warm. Better still, on dry days, take it for a run, it helps keep things moving.

So whatever, you are doing this winter, be safe, look after your Figaro, and she'll look after you. And yes, all Figs are girls (there are some guys too Edd). Or as my lovely wife says: "The other woman – she has more rub-downs and money spent on her than me!"

"It's also a good time to re-gas your air-conditioning. Effective air-conditioning is great for keeping your windows mist free when driving in damp conditions"

MEMBER DISCOUNTS

THESE ARE YOUR DISCOUNT CODES - START SAVING MONEY TODAY!

These codes are highly confidential to you. Please never publish them or communicate them to a 3rd party

Save 15% on Car Insurance

We've joined forces with 'Classic Line Insurance' to offer you 15% Discount on your car insurance. www.figarownersclub.com/page/insurance/
DISCOUNT CODE: FOC3828

Save £10 on your Insurance Valuation

When insuring your Figaro we highly recommend an 'Agreed Price' at commencement of your policy as this will provide a 'no questions asked payment'. As the Official Nissan Figaro Owners Club we are authorised by Insurance Companies to provide Insurance Valuations on the Nissan Figaro. We can now provide on-line valuations for only £15 for our members (normally £25). Order your Certificate today. www.figarownersclub.com/page/products-services/services/car-insurance-valuations/

Save 15% on Mud Flaps

You may not know this but the original Figaro Mud flaps are no longer available so we have been working with a specialist company to recreate them. Well the great news is they add a final

finishing touch to your car. www.figarownersclub.com/page/products-services/accessories/mud-flaps/
DISCOUNT CODE: FIGARO1

Save 45% on Breakdown Cover

The club is delighted to offer 45% Discount off at enrolment plus an ongoing 10% discount at renewal. t: 0800 048 0075 www.figarownersclub.com/page/products-services/services/save-45-on-aa-breakdown/
DISCOUNT CODE: DCF0729




SAVE 10% on Car Covers

Keep your investment clean and shiny with our wide range of covers. www.figarownersclub.com/page/products-services/accessories/car-covers/
DISCOUNT CODE: FOC7

Save 22% On Rust Protection

If you drive your Figaro all-year-round we highly recommend you



get it treated with Waxoyl or an equivalent product. The original design of the car with its deep cavities is an ideal breeding ground for rust especially in areas along the under door seals. In cold conditions salt is applied on roads which ends up deep inside the cars body. Waxoyl which is a flexible weatherproof skin helps prevent corrosion. www.figarownersclub.com/page/products-services/services/rust-protection/
DISCOUNT CODE: FOCWX

Save 7.5% on Boot Rack

One of the most popular accessories this luggage rack has marine varnished hardwood slats to put the luggage on, giving a more classic look. www.figarownersclub.com/page/products-services/accessories/boot-luggage-rack/
DISCOUNT CODE: FIGARO77

Save 7.5% on Service Kit

This Service kit is provided by Autolink UK and is an ideal solution if you are planning on going on a long trip and contains Oil, Air & Fuel Filters and Spark Plugs.

www.figarownersclub.com/page/products-services/accessories/service-kit/
DISCOUNT CODE IS: FIGARO77

Save 15% on Seat Care

One of the main appeals of the Figaro is the superb leather seats. To keep these in tip-top condition the club works with the Leather Repair Company who produce a range of quality leather care, repair & restoration products. www.figarownersclub.com/page/products-services/restoration/upgrade/seat-restoration-products/
DISCOUNT CODE: figaro 15

Save 10% on Figaro Toy

Detailed miniature Nissan Figaro 1:43. Beautiful detail miniature with original wheels and sunroof. Manufactured by Kyosho this car is a perfect copy of the real thing and makes an ideal present or gift for the Figaro lover in your life! Material: Diecast Colour: Emerald Green white. www.figarownersclub.com/page/products-services/accessories/figaro-toy-car/
DISCOUNT CODE: FOC-CHR14





SUPPLIERS DIRECTORY

FIND WHAT YOU NEED

GARAGES

Our comprehensive list includes over 60+ Garages known to the club and recommended by our members. You can search for services such as importing, restoring, repairing and servicing. Some also have testimonial comments.

w: <http://www.figarownersclub.com/page/garages/>

PARTS

Autojap Spares

110 Eastcotes, Coventry, West Midlands, CV4 9AS

t: 024 7647 4848

e: sales@autojapspares.co.uk

w: www.autojapspares.co.uk/

Bookham Autos

Leatherhead Road, Great Bookham, London KT23 4R

t: 01372 456274 / 07927 370701

e: bookhamautos@gmail.com

w: www.nissanfigaroworld.com/parts.html

Figaro Club

Gloster Lodge, Stambridge Road, Rochford, Essex, SS4 1ES.

t: 07753 636131

e: info@figaroclub.com

w: www.figaroclub.com

The Figaro Shop

Richs Sidings, Lower Bradway,

Didcot, OX118AG.

t: 01235 812511

e: info@thefigaroshop.co.uk

w: www.thefigaroshop.co.uk

Wilsons Automobiles & Coachworks Ltd

Nonsuch Business Park, Kiln Lane, Epsom, Surrey, KT17 1DH.

t: 01372 736066

e: itjs@wilsons.co.uk

w: Visit Ebay Website

ACCESSORIES

BOOT RACK

Autolink (UK) Ltd

Unit 1, Lycroft Farm, Park Lane, Upper Swanmore, Hampshire, SO32 2QQ.

t: 01489 877770

e: admin@autolinkuk.co.uk

w: www.autolinkuk.co.uk

CAR COVERS

CarsCovers Ltd

43 Hermitage Road, Bridlington, East Yorkshire, YO16 4HF.

t: 01262 671962

w: www.carscovers.co.uk

Classic Additions Ltd

Upper Farm Barns, Rorrington, Chirbury, Montgomery, Shropshire SY15 6BX.

t: 01938 561717

e: sales@classicadditions.co.uk

w: www.classicadditions.com

CD RADIO UPGRADE

Clarion Service UK

Pennyfields, Malmesbury Road, Leigh, Nr Cricklade, Wiltshire, SN6 6RA

t: 01285 861861

e: mail@clarion-service.co.uk

w: www.clarion-service.co.uk

Sound & Vision Technical Services

284 Leith Walk, Edinburgh. Scotland, EH6 5BX.

t: 0131 553 2126

e: support@svtservices.co.uk

w: www.svtservices.co.uk

INSURANCE

ClassicLine Insurance Services

138 Castle Street, Hinckley, Leicester, LE10 1DD.

t: 01455 639 000

e: info@classiclineinsurance.co.uk

w: www.classiclineinsurance.co.uk

LEATHER TREATMENT (SEATS)

Leather Repair Company

Unit 16, Argyle Street Factory Estate, Hull, East Yorkshire, HU3 1HD.

t: 01482 976803

e: richard@leatherrepaircompany.com

w: www.leatherrepaircompany.com

LUGGAGE

Hillsalve Bespoke luggage

Hill View, Coppice Lane, Middleton, Warks, B78 2BT

t: 0121 308 3172

e: heather@hillsalve.co.uk

w: www.hillsalve.co.uk

MUD FLAPS

Performance Creations

Unit K, Swan Centre, 4 Higher Swan Lane, Bolton, Lancashire BL3 3AQ.

t: 01204 659 594

e: performancecreations@btinternet.com

w: www.performancecreations.co.uk

NUMBER PLATES

Personalised Figaro Plates

Speedy Registrations

Millwood, Lisbellaw, County Fermanagh, BT94 5HQ

t: 02866 387124

e: sales@speedyreg.co.uk

w: www.speedyreg.co.uk

ROOF REPLACEMENT

European Trimming Company

7 Amy Road, Oxted, Surrey, RH8 0PX.

t: 01883 718530

e: info@europeantrimming.co.uk

w: www.europeantrimming.co.uk

WINDSCREENS

National Windscreens

Silica House, Galena Close, Tamworth, Staffordshire, B77 4AS.

t: 01827 338 969

w: www.nationalwindscreens.co.uk

CLUB SERVICES

ADDITIONAL CLUB WEBSITES



NISSAN FIGARO BUYERS GUIDE

Priced at just £6 and published by us this Online (PDF) Guide will be emailed to you within minutes and is a comprehensive guide to buying a Nissan Figaro.

"Highly recommended to anyone buying the car!"

Web: www.nissanfigarobuyersguide.com



INSURANCE VALUATION

To guarantee that your Figaro is properly insured it is important to get it valued. This will not only ensure that you are completely covered should the worst happen

"This certificate could save you loads of money"

Web: www.figarownersclub.com/page/products-services/services/car-insurance-valuations/

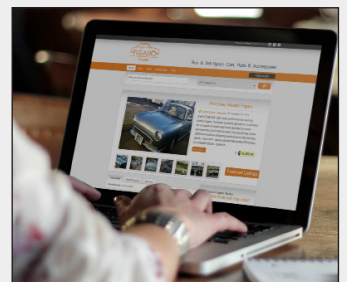


FIGARO MERCHANDISE

Looking for the latest Nissan Figaro Apparel & Accessories? Choose from a wide variety of our official Nissan Figaro clothing for both Men, Women, Children and Pets!

"All products are in stock and delivered within a days"

Web: www.cafepress.com/thefigarostore



BUY & SELL YOUR FIGARO

Figaro Trader allows private & trade users to advertise Nissan Figaro Cars, Parts & Accessories. The site is heavily promoted on many search engines

"The site is owned and run by The Figaro Owners Club"

Web: www.figarotrader.co.uk



Auto Jap Spares - Your specialist Nissan Figaro Parts Supplier
Tel: 024 7647 4848 Email: sales@autojapspares.co.uk Web: www.autojapspares.co.uk



EVENTS CALENDAR

BOOK YOUR DAY OUT OR RALLY at www.figarownersclub.com/page/events

February 11th 2016

25th Birthday Fun Run

Join Members of the London & Surrey Figaro Owners Group for the 25th Birthday Fun Run. Starting at Epsom Downs Racecourse, the journey winds its way through the scenic roads of Surrey Meeting others at Bucks Barn (on A24) and on through Sussex ending at Shoreham Airport for lunch.

ENTRY COST: FREE



April 9th 2016

Ace Cafe London Figaro Gathering

Figaro Owners Club first event of the year kicks off at the superb Ace Cafe London. Last year we had over 70 cars attend. If you've never been before its well worth the drive!

ENTRY COST: FREE

April 23rd 2016

Brighton Incarnation

Located on Brighton's famous seafront road. Madeira Drive will again host the UK's finest on four wheels.

ENTRY COST: FREE

April 24th 2016

Drive It Day The Heritage Motor Centre

The club has been invited to attend this event at The Heritage Motor Centre, Gaydon, Warwickshire.

ENTRY COST: FREE

April 30th/1st/2nd May 2016

Donington Historic Festival

With close-fought racing every day, over 400 historic racing cars spanning seven decades, historic rally car and karting action and a 'living motoring museum' created by dozens of car club displays.

NOTE - WE ARE HOPING THAT OUR FIGAROS WILL BE ALLOWED TO DO A BIRTHDAY PARADE LAP - WATCH THIS SPACE

ENTRY COST: From £11.03*

*With 50% Club Members Discount Using Discount Code

2016DHFFIG



May 22nd 2016

Herts Auto Show

Our club have been invited to display our cars at this prestigious event. The show is themed on anything with an engine which means that it should tick the boxes for the paying public and also makes the event interesting for other exhibitors.

ENTRY COST: FREE

May 22nd 2016

Really Retro Show

Located at Seighford Airfield Stafford we have a few members attending this event so why not pop along with your Figaro and join them! Following an epic and enjoyable show we are pleased to announce The Really Retro Show 2016 will take place on SUNDAY 22nd MAY!

ENTRY COST: £3.75

June 4th/5th 2016

25th Anniversary Big Party Weekend

This is a truly one-off event to celebrate the Nissan Figaro and we urge all owners to participate to make it the largest ever gathering of Figaro's ever in one place. WE HIGHLY RECOMMEND ATTENDING THIS EVENT!

SATURDAY 4th JUNE 2016

OPTIONAL GALA DINNER/DANCE On the Saturday we will be have a Dinner Dance so hope you can join us and make a weekend of it DINNER/DANCE COSTS £35PP

SUNDAY 5th JUNE 2016

FIGARO FAIR The Fair will have a 'family festival atmosphere' to it so bring the kids! Attractions will include but not be limited too...

- * Figaro Car Displays
- * Trade Stands
- * Raffle
- * Treasure Hunt
- * Competitions
- * Rally Drive Out
- * Music/Face Painting/Fun Areas
- * Bring/Buy Sale
- * Lots of other activities yet to be decided

ENTRY COST: £25 PER FIGARO FREE TO ATTEND FOR ALL

Featured event



September 12th - 16th 2016

BELGIUM FIGARO RALLY

The club is off to explore Belgium next year and invite you to join us. To create the rally we will be partnering with 'Scenic & Continental Car Tours' who have extensive experience in this area (specifically Dinant) which will be our base for the week.

PRICE: From £90 for the Rally Pack

MORE INFORMATION: <http://www.figarownersclub.com/events/belgium-figaro-rally-2016/>

June 5th 2016

Cherished Vehicle Farm Fun Day

The Lions Club of Chippenham are hosting a Cherished Vehicles Show near Castle Combe race track in Wiltshire to raise money for Lions Charity work.

ENTRY COST: FREE

June 18th/19th 2016

Bath Festival of Motoring

Last year the event welcomed over 350 exhibitors and in excess of 6,000 visitors through the gate. *Our club have been invited to display our cars at this event. As exhibitors our entry will be free but donations towards the charity will be sought.*

ENTRY COST: DONATION

June 26th 2016

Burnley Classic Vehicle Show

Now in it's 32nd year and is more popular than ever. Held in the grounds of Towneley Hall it is a family friendly event with lots to see and do for everyone.

ENTRY COST: £5

June 2016 (Date TBA)

Tyntesfield Classic Car Show

The club have been invited to attend this wonderful event located at the spectacular Victorian Gothic Revival house of Tyntesfield with gardens and parkland based just outside Bristol.

ONLY 10 SPACES AVAILABLE.

ENTRY COST: FREE

July 2016 (Date TBA)

FigFest

A fun weekend for anyone who owns a Figaro. Includes optional overnight camping, convoy driving, treasure hunt, fancy dress, dancing and buckets of laughs and fun with other owners. It really is a fantastic weekend away!

ENTRY COST: SMALL CHARGE TO COVER RAFFLE

July 29th/31st 2016

CarFest North

The club will be exhibiting 5 Figaros at CarFest North (Chris Evans) which is a 3 day festival of Music, Food and Cars.

ENTRY COST: £156 1 x CAR + 2 x 3 DAY ADULT TICKETS/

LIMITED AVAILABILITY ONLY 5

CAR SPACES AVAILABLE SO BOOK EARLY !

July 29th/30th/31st 2016

Silverstone Classic

Our Club has been invited to attend this event and we invite members to join us and display their car throughout the event in the in-field parking Figaro area!


NOTE - WE ARE HOPING THAT OUR FIGAROS WILL BE ALLOWED TO DO A BIRTHDAY PARADE LAP - WATCH THIS SPACE

The packed weekend of the Silverstone Classic provides spectacular classic motor racing on the world famous circuit, impressive track parades, infield displays from over 100 car clubs featuring more than 10,000 classic cars, plus interactive driving activities and dynamic demonstrations. There's plenty of entertainment to enjoy too, with live music from headline acts, aerial displays, a vintage fun fair, and a shopping village. It's an event for the whole family and provides the ultimate annual celebration of classic cars

ENTRY COST: From £42*

*With Club Members Discount Using Discount Code

SCC16036



21st August 2016

Runway Display Motor Show

Located at Seighford Airfield Stafford we have a few members attending this event so why not pop along with your Figaro and join them!

Runway Display' returns for a second year of all action and all

car entertainment! We have made a few changes which will further improve this unique event

ENTRY COST: £3.75

September 8th/11th 2016

JAE

JAE is located at Newark Showground, Newark-on-Trent, Newark, Nottinghamshire.

According to the organisers it's the ultimate social weekend for Japanese car owners, Japanese car clubs, tuners and traders.

Our Club has been invited to attend this event and we invite members to join us and display their car throughout the event in the in-field parking Figaro area!

JAE takes place every year in early September and attracts over 3,000 Japanese cars to the show. The four day weekend event is a family affair encouraging car clubs to mix and compete in a range of events and competitions. For the casual visitor it is the largest gathering of purely Japanese cars in Europe and a chance to see some amazing cars and enjoy four days of fun at this ultimate social gathering.

ENTRY COST: FREE

September 12th-16th 2016

Belgium Figaro Rally

The club is off to explore Belgium next year and invite you to join us. To create the rally we will be partnering with 'Scenic & Continental Car Tours' who have extensive experience in this area (specifically Dinant) which will be our base for the week.

ENTRY COST: From £90

SEPTEMBER 20TH

SURREY CLASSIC VEHICLE GATHERING 2015

Fancy a fantastic day out with other Figaro owners and classic car enthusiasts? This event is great and there's loads to do for children & all the family. Bring your own picnic, or visit the Café.

ENTRY COST: FREE

2015 BACK ISSUES

Missed the last copy? Simply click on the links to view/download

Figgyworld March 2015 – [Click Here to View/Download](#)

Content: The Prefect Wedding Car ~ Getting Ready for Scotland ~ Kevin & Ruth Costello Cover Story ~ Events Calendar ~ Members Gallery ~ Owner Workshop on Coolant System & Hoses ~ Rocking at Rockingham ~ Figaro Masterclass on Rust ~ The world according to Beep Beep ~ Member Discounts ~ Suppliers Directory.



Figgyworld June 2015 – [Click Here to View/Download](#)

Content: A Figaro Like No Other ~ The Big Interview ~ Events Calendar ~ Cover Story Interview ~ Owner Workshop on Rocker Shaft Information ~ Nissan Figaro 25th Birthday Party ~ Figaro Masterclass on Painting ~ Nitrogen – Is it all hot air ~ Member Discounts ~ Suppliers Directory.

Figgyworld September 2015 – [Click Here to View/Download](#)

My dream car is Sarah Janes Car! ~ From Sheffield to Ile-de-Re in Figaro ~ Events Calender ~ Shelley Heighton-Towers ~ Cover Story Interview ~ Owner Workshop – Heater Repair ~ Nissan Figaro 25th Birthday Party ~ Figaro Masterclass on Cambelts ~ Odd-Ometer – What's your mileage ~ Member Discounts ~ Suppliers Directory.

