

Figaro Owners Club

# Figgyworld

ISSUE 12 DECEMBER 2017

QUARTERLY MAGAZINE

Picture by Mandy Hall, 'Tilly' at Toodyay, Western Australia



A SUMMER HIGHLAND FLING

PAGE 6

FROM BASKET CASE TO BEAUTY

PAGE 26

FULL NEC REPORT

PAGE 12

LED UPGRADE

PAGE 42

18 Yorkshire Rally scoops  
best run/rally at NEC Classic  
Car Show!



# CONTENTS

# DEC 2017



6 A Summer Highland Fling



12 Figs shine at the NEC



20 Figaro Rises from the Ashes



22 Find some figgy christmas gifts



26 From Basket Case to Beauty



30 Three Figaro Irish Rally



42 Instrument Meter Lights LED Upgrade



44 One very rare Figaro



50 Save money with our Discount Codes

# MESSAGE FROM KEVIN

EDITOR: KEVIN FAGAN    EMAIL: [sales@figarownersclub.com](mailto:sales@figarownersclub.com)



## And the winner is...

**T**he Figaro Owners Club for their Yorkshire Figaro Rally 2017. The room erupted with applause, I felt numb, as I hugged Jane and grabbed her hand and together we walked to the presentation stage, both feeling 10ft tall!

It really was one of my proudest moments since starting the club eight years ago and one I will remember for a very long time. For our tiny club to win 'Best Club Run/Rally' in front of such a prestigious audience of classic car fans was truly astounding. And to share it with Jane Ellison-Bates who helped us create the event was very special indeed.

Do you remember the film *Chitty Chitty Bang Bang* when eccentric inventor *Caractacus* promises the children that he will save an old car and spends a period of time in a locked garage. After endless drilling, grinding and banging the doors are thrown open and out pops a beautiful shiny vehicle. Well, if you turn to page 26 you can read a similar tale from Simon Bell. He takes a right basket case

of a car named Oliver and creates a really cool Figaro that even his kids can be proud of. On page 20 Colin Palmer follows a similar path after his £200 purchase led to a major re-fit including; engine, gearbox & pedal box. Both these stories follow a more common trend amongst our members, whereby they are undertaking major restoration projects from their garden sheds & garages. It's a credit to both of them that they have 'saved' both these cars from a possible Figgy Graveyard!

### WALES FIGARO RALLY 2019 - OUR MOST AMBITIOUS RALLY EVER!

With the club's 10th Birthday fast approaching and Wales being a popular rally destination we had a brainwave, why not combine the two? We have found the perfect 4 star luxury venue for us to explore from, relax in and party! The hotel will be exclusively ours for the stay and with 100 bedrooms means we can cater for 100+ cars.

This is set to be a truly one-off adventure which will include three mind-blowing routes, mountain roads, sea-side stops and a party to top all parties!

Make a note of dates **June 6th/9th 2019**

### FIGGYWORLD REDUCED TO TWICE YEARLY

Since the magazines launch in March 2014 we are proud to have published 12 editions of Figgyworld and feel these have been well received. It has been a difficult decision but we have decided from next year to reduce the publication dates to twice a year (summer & winter). This will give us more time to acquire more stories and improve overall content. The gap will be filled in by our Monthly Newsletter which will be increased to 10 a year.

Thanks again for all your support over the year and both Sue and I wish you a fantastic Christmas and New Year.

## Kevin

*Thanks to everyone who sent in articles for this edition. Our next edition (summer) will be published in June 2018 and we are always looking for stories so get in touch if you feel you have something of interest.*

## Club Websites

Published by Figaro Owners Club, 58 Earl Howe Road, Holmer Green, High Wycombe, Bucks, HP15 6QT, ENGLAND.

### Figaro Owners Club

Extensive information for current and future owners including events, galleries, products & services etc.

[www.figarownersclub.com](http://www.figarownersclub.com)

### Technical Forum

Over 20,000 technical and ownership posts including technical manuals, guides, information, A-Z ownership issues etc.

[www.figarownersclubforum.com](http://www.figarownersclubforum.com)

### Buyers Guide

Comprehensive Online publication to inspecting, test driving and buying the Nissan Figaro.

[www.nissanfigarobuyersguide.com](http://www.nissanfigarobuyersguide.com)

### Figaro Trader

100% dedicated website for buying and selling Nissan Figaro cars, parts & accessories. Sell your car from £10 or a Part/Accessory for just £5.

[www.figarotrader.co.uk](http://www.figarotrader.co.uk)

### Figaro Store

Our club shop includes Figaro Owners Club T-Shirts, mugs, stickers and more. In addition it features the latest Nissan Figaro Apparel & Accessories. Choose from a wide variety of our official Nissan Figaro clothing for both Men, Women, Children and even Pets!

[www.cafepress.com/thefigarostore](http://www.cafepress.com/thefigarostore)



# BIG PICTURE

*The image that shows the beauty of the Figaro*

Loch Morlich & the Cairngorms

Picture by Scottish Member James Buchan





H898 HKL



# A HIGHLAND FLING *IN HERTFORDSHIRE!*

Words & Pictures Julie Janes




**S**unday 9th July saw quite a lot of tartan, men in kilts and bagpipes come to the town of Harpenden.

It was a beautiful hot summers day, and Lily the Fig and Mr L, joined the classic car line-up which looked out over the showground. Five amazing pipe and drum bands, and solo bagpipers filled the air and were a sight to behold at the end with the massed pipe bands entrance into the arena.

The Scottish flavour continued throughout the day with traditional 'heavy' Highland Games, including the caber toss and stone putt. The Haggis throwing competition was very popular with the kids, and mums and dads! Highland dancing competitions were in full swing, bagpipes were competing with one another, and you really didn't feel like you were in Hertfordshire. Memories stirred of the Figaro Scotland rally 2015...









The central arena was host to some fun events including the Dog and Duck show, as seen on Countryfile, amongst plenty of things going on during the day. There were Scottish-themed stalls to tempt you and a great array of local food and drink, including some Scottish specialities. The event is a fantastic fundraiser and Harpenden Lions Charities supported by the Highland Gathering included Combat Stress, Life Skills for local schools and Kids in Action.

Lily and Mr L would love to have more Figgy company in 2018, so if you fancy a Highland Fling, we will see you next year!





PSL 116

FIGARO  
J834  
MRL  
GB

FIGARO

FIGARO

# FIGS SHINE AT THE NEC

Showing off our wonderful little cars is the best job in the world

Words & Pictures Kevin Fagan



**F**or the 5th time at this fantastic event, the club set up camp to spread some figgy love. Club founder, editor and general tea maker Kevin takes up the story of a hectic 3 days...

The show's preparation started many weeks before, on a wet and windy day in the office of Toby Brooks from The Figaro Shop. This 5 year partnership is essential to us as it means we share the cost of the stand and have experts at hand to add value. To save money this year, Toby and I decided to re-lay the old carpet from last year which he had kept in one of the company's many out-buildings. So on the set-up day we both unloaded the black carpet and turned our hands to some carpet fitting! This went down well and set the tone of the stand. I think the black carpet works so well with the cars, making them look just that extra bit desirable.

A few hours later we were joined by Ken Graham (Scottish Chapter Co-ordinator) and his friend and club member Richard Sneddon in his Emerald Green example. We set to work assembling the large back-drop banner (from The Figaro Shop), pop-up tables, video screen and other bits and bobs. Then around 4pm we had our 2nd Figaro (Topaz Mist) arrive, which was kindly supplied by Paul Hodgkinson (North West Chapter Co-ordinator). With both cars positioned, a third turned up and this was the special low mileage car from The Figaro Shop. We left a gap for our last car which arrived around 5.30pm and was driven in by Alan and Sheena

Harvey. With everyone now in place we were ready for the morning. Paul, Alan and Sheena went home whilst Ken and Richard and I made our way to our hotel, for a meal and a well earned beer (or two!). During the show we were also joined by Steve Newbold, Jane Ellison-Bates and Mark Bamforth.

Over the three days that followed we must have spoken to literally hundreds of interested people who loved our cars. We also managed to bag 8 new members in the process. Winning the Best Club Run/Rally on the Friday was the icing on the cake and a fantastic achievement for such a small club.

As I've said before, these events are incredibly hard work with 3 days of 9 hours plus on your feet! It would be remiss of me not to thank from the bottom of my heart Ken Graham, Richard Sneddon, Alan and Sheena Harvey, Paul Hodgkinson, Steve Newbold, Jane Ellison-Bates and Mark Bamforth.



**Watch the video**




*Winning the Best Club Run/Rally on the Friday was the icing on the cake and a fantastic achievement for such a small club.*

# GALLERY



Just a taste of some of the 2,500 cars on display





# GALLERY



Alan Harvey explaining in detail just why you need to buy a Figaro!



We always encourage visitors to sit in the car because that sells it

# GALLERY



Paul grabs Mike Brewer Co-presenter of Wheeler Dealers for a selfie



Figgyworld Editions are popular



Our team in our branded T-Shirts



The Figaro Shop Team



The Figaro Shop Goodies



**figaroshop**  
Bespoke Restorations  
Individually Tailored To Match Your Dreams





# GALLERY

## OUTTAKES...



Me and my sausage

### The tale of Kevin and his inflatable sausage!

Picture the scene: the Classic Car Show at Birmingham's NEC. Serious Figgy promotion going on with members of the Figaro Owner's Club, plus Toby and his crew from the Figaro Shop telling the Figaro story to hundreds of interested visitors.

Kevin, our esteemed leader, needs some down time and fancies seeing what the show has to offer to a car enthusiast with a bit of spare change in his pocket.

Over to Kevin to tell it in his own words...

*It's the last stroll of the last day and a particular stand catches my eye. Now, anyone familiar with TV's 'Dragon's Den' will have seen the zany inventors confronting the dragons with a 'eureka moment' product that clearly came to them in the middle of the night. I found a man called John England who had designed an answer to the problem you never knew you had: The Cabung.*

*John explained that the idea was that you slide the Cabung, an 'un-inflated' sausage with a leather jacket, in the gap between the front seats and the middle console where, he said, you invariably drop valuable items. Once inflated, the gap is filled and hey presto – your precious objects no longer end up out of reach.*

*Now, I am unsure at this point whether I am suffering from 'show melt-down' but... I liked it! I thought it would make a great addition to 'Belle' if only I could match the leather seat colour. So, off I went, back to our stand to find something from the Figgy cabin to take back to ensure the correct colour match.*

*What would do? I looked inside Alan's Figaro and noticed the cigarette lighter and its little plastic cover. "Er, Alan, can*

*I borrow your knob to colour-match it to an inflatable sausage?" I asked.*

*Alan said I should take a seat. I could see in his face that he was worried about my mental state.*

*"No, it's a brilliant idea. Believe me, I've found a product that will revolutionise our Figgy lives!" I cried. And before he could stop me, I'd had it away with his knob and was on my way back to the Cabung stand.*


*The colour of Alan's knob, according to John, was the same as the Cabung he'd designed for the Land Rover Discovery, so I purchased not one, but two sausages and returned to our stand, eager to try them out.*

*Fantastic! They did what John said they would. I put the inflatable sausage in the leather sleeve, ran it into the gap and pumped it up. A fortune in coins no longer fell down the hole, pens bounced off its inflated dome, sweeties could be retrieved before they turned into sticky messes.*

*I started to show my sausage off to my fellow exhibitors. Strangely, they didn't share my enthusiasm. In fact, they laughed like drains. Toby managed to ask if they offered refunds but Paul was rolling around too much to even comment.*

*Oh well, never mind, maybe Sue would like an inflated sausage for Christmas. Just so long as she doesn't ask to see Alan's knob!*

*Ho, ho, ho...*



USA Member Jeff Elson flew over to visit the show. See his car on page 44.

# AWARD PRESENTATION



# YORKSHIRE RALLY WINS TOP AWARD



Left to right – Dave Youngs/Car Club Manager of Lancaster Insurance, Kevin Fagan/Figaro Owners Club Founder, Jane Ellison-Bates/Member & Rally Organiser and Ant Anstead/Co-presented of Wheeler Dealers with Mike Brewer. Picture by Marti Port of Classic & Sports Car



# AWARD PRESENTATION

## Our club's Yorkshire Figaro Rally 2017 outshone even California in the category Best Club Run/Rally at the Classic Car Show awards on 10th November at the NEC.

The calibre of our annual rally caught the attention of the Classic & Sports Car magazine award judges, overtaking shortlisted contenders including TVR and the Sunbeam Tigers tour to the sunshine state.

In June, 120 members of the club from the UK and Europe travelled to the Yorkshire Dales for the rally, which ran as smoothly as the 59 vintage engines. Our colourful convoy made its way up and down the dales for 4 days following a route and packed itinerary planned by Yorkshire yellow Figaro owner, Jane Ellison-Bates. The rally showcased the Yorkshire Dales National Park, taking in parts of Wharfedale, Nidderdale, Coverdale, Wensleydale, Littondale, Malhamdale, Ribblesdale and The Three Peaks.

The Classic Car Show fills five exhibition halls at the NEC, with 253 clubs exhibiting and competing for the prestigious annual awards. Collecting the Best Club Run/Rally award at the ceremony, Jane Ellison-Bates was thrilled to have the rally acknowledged among its classic car peers. She commented:

*"Six months of largely sleepless nights in the planning was all worthwhile, but ultimately none of it would happen without the tireless support of our club founder, Kevin Fagan and the fun-loving, enthusiastic Figaro friends that come together to make the rallies rather special. The Yorkshire Dales are a perfect backdrop for driving the cars and it was a joy to show off this wonderful landscape."*

Kevin was equally delighted with the award which followed our success in winning the Best Club Magazine award at the show in 2015. *"We thought we might be in with a chance when the judges contacted us a few days before to offer us tickets to the awards and asked for a high resolution image of the rally, but it was still a great surprise as with such stiff competition we had thought we would be runners-up"*.

This is a verbatim excerpt from the presenter's script on the night:

*"Now the best thing for any old car – or not so old car, in fact – is to use it and there were several excellent entries for the Best Club Run/Rally. We were impressed by the TVR Car Club's Back Home, New Home tour – taking in Blackpool, of course, and the firm's new base in south Wales – and loved the idea of the Sunbeam Tiger Owners' Club's California tour. They marked 50 years since the end of Tiger production by shipping six cars to the States for an epic 1700-mile route that took in Laguna Seca and San Francisco."*

*"Our winner, though, was much closer to home, through some of Britain's most breathtaking scenery – and organised by a one-model club with a really enthusiastic following. This brilliantly organised long weekend comprised various drives – up hill and down dale – of 40 to 80 miles. Not that challenging for relatively modern cars, you might think, but some of the 59 cars taking part had come from the continent. And they're all getting on for 30 years old. The main draw, though, was the spectacular Yorkshire Dales National Park, which about half of those taking part had never visited before."*

*"Best Club Run or Rally goes to the Yorkshire Dales Figaro Rally, co-ordinated by Jane Ellison-Bates of the Figaro Owners' Club"*

TV motoring celebrity Ant Anstead of Wheeler Dealers and For the Love of Cars presented the award alongside Dave Youngs, Car Club Manager of sponsors Lancaster Insurance.




It was wonderful to share our moment with club helpers Richard & Ken too

# FIGARO RISES FROM THE ASHES

A £200 purchase led to a major re-fit including; engine, gearbox & pedal box

Words & Pictures Colin Palmer



bought a Figaro from Japanese car auctions in 2005 - a few years later ,when driving my Figaro, I met a guy that works in a local paint shop and he told me there was a Figaro in the Nissan garage in Cirencester that they couldn't repair. So I went to see this unrepairable car, it was outside in amongst a pile of tyres with engine and gearbox ( auto) removed.

I saw the boss who told me a lady from Stroud owned it, she had driven without water or oil and wrecked the engine, they couldn't get a new engine and the car was deemed unrepairable. I offered £1000 as it was but this was turned down. A few years later (2010 ?) the Nissan garage went bankrupt so I went to see the receiver and asked what was happening to the Figaro, he knew nothing about it so I showed it to him, still under pile of tyres, in a dreadful state with passenger window broken and very wet inside - all the engine components were in the car on the floor and seats, with turbo missing but radio CD still there.

I offered the receiver £200 as the car was and he accepted it, a mate and I got it on a trailer and it sat in my drive awaiting attention. First job was a window glass to keep rain out, I took all seats and trim out and this went in conservatory to dry out, it smelt a bit!!!!

In the meantime I went to a breaker I know in Cheltenham and asked him to look out for a decent K10 micra so I could have the engine and gearbox and all the other bits I needed, things like pedal box and drive shafts. He phoned me a couple of months later with 1989 K10 micra with 49,000 miles on clock and a five speed gearbox for £150, I removed what I needed and he scrapped the rest of the car. So the conversion started, all the bolt holes were in the Figaro so no major work was required to get engine and gearbox fitted ,the most difficult job was the pedal box ,going from two pedals to three pedals- I kept all the K10 micra engine electrics so bypassed any of the original Figaro electrics, in all it took a few months to get the engine fitted and running, the seats and trim were all cleaned and re-fitted. I took it for an MOT and it passed with flying colours! At that stage I had two Figaros in my drives.

-A lady saw the two cars and took a liking to the one I had bought at auction, made me an offer that was much more than I paid for it, so I ended up with one Figaro with a manual gearbox.


That was 6 years ago and the Figaro is still going well !!!



Engine bay, awaiting the K10 Micra lump



The interior was very wet



A rare sight indeed. Manual Gearbox was fitted



# DEAR SANTA...

Make sure our pick of some of the best Figgy must-haves end up under your tree this year

## Figaro Watch £139

We understand there are just a handful of these beautiful watches left. Manufactured to celebrate the Figaro's 25th Anniversary (1991 – 2016) by watch expert Timedrivers the watch remains faithful to the design details of the speedometer and logo.

**Price includes a FREE STRAP (Colour of your choice) and Shipping**



THE STRAPS MATCH THE 4 COLOURS OF THE CAR

## AutoGlym Winter Care Pack with Wipers and Washer Cap £35.00

Contains x1 500ml De-Icer, x1 500ml Ultimate Screen Wash, x1 Microfibre cloth & x1 Rubber Grip Ice Scraper. Bosch Wiper blade set, good high quality units. Plus that ever breaking/losing washer bottle cap! Small but very useful!





is year - [CLICK ON IMAGE TO READ MORE/ORDER](#)

## Susie Faulks Figaro Designs

Club Member and Figaro fan Susie designed these superb bags to celebrate the 25th anniversary this year. Limited Edition!



**Figaro Oilcloth Washbag £18**

**Figaro Oilcloth Tote Bag £32**



**Figaro Oilcloth Purse £15**



## Mud Flaps from £69

These custom designed Mud Flaps are manufactured by 'Performance Creations' and are identical to the originals (no longer available from Nissan) with the 'FIGARO' text available in 5 colours!

## Tokyo Nouvelle Vague Interior and Exterior Plaque Christmas Bundle Offer - Limited Stock!



**£199.99 per set of all three + £5 P&P**



These plaques have been lovingly reproduced onto mirrored stainless steel, which has a chrome like effect with the original TOKYO NOUVELLE VAGUE. Manufactured using 1mm stainless steel they look amazing and are real 'show stoppers' when people see them in the interior. Backed with 3M tape, you can just peel, stick and wipe off your finger prints, its that easy.

## Club Commemorative Plaque £29.99

Priced at just £29.99 plus delivery this is the ideal gift (or treat for yourself) for any lover of the Nissan Figaro. Beautifully presented in a custom presentation box and engraved onto 1mm thick stainless steel. These

Figaro Owners plaque come with either a black velour backing for display purposes or 3M tape so it can be stuck anywhere.

Each plaque is personalised and includes the owners NAME, CAR

REGISTRATION and your official FIGARO OWNERS CLUB MEMBERSHIP NUMBER (Leave blank if not a member). The plaques measure 110mm. x 72mm and the finish is beautiful.



## Tread Plates £54

These superb high quality tread plates have been produced in Brushed Stainless Steel & Chromium Plated Solid Surface.



## Figaro Owners Club Logo Tote Bag £10

Help promote the club with this heavyweight fabric tote bag features 10 oz natural canvas, full side & bottom support gussets, measures 15"x18"x6" with 22" reinforced fabric handle



## 16 GB FIGARO USB STICKS

These 16GB Memory Sticks are great and would make great 'stocking fillers' for the Figaro geek in your family. Works with both Mac and Windows. Compact design (fits in your pocket or purse). Ideal for the office, school or workplace. Simply 'drag and drop' files or images onto the stick 16GB storage. Ideal for taking abroad / on your travels. Limited edition.



## 25th Anniversary £17.50

Mounted on a lovely detailed presentation card with the history of the Nissan Figaro printed on it. £2 is donated to our clubs charity CLIC Sargent.

## Standard Version £12.50

Emerald Green USB Stick.





# FROM BASKET CASE TO BEAUTY

Another member shows his metal by taking on a right basket case of a car and creates a really cool Figaro that even his kids can be proud of

Words & Pictures Simon Bell



*'Driving Oliver always puts a huge smile on my face and he always reaction of my kids - Joe, Adam and Emma. I'm still an u*



Extensive rust needed a lot of work



Back half of the car was resprayed



Waxoyl was applied to protect new metal



Door seal repair gutter spot welded

I first came across 'Oliver' by chance through work in January 2016. He had been sitting on a driveway for 3 years unused, but not unloved. Two weeks later, Jackie, the owner contacted me with an offer to sell Oliver on the proviso that I put him back on the road. A deal was done (Jackie had turned down a higher bid for Oliver, but the car would have been stripped for parts - I did say earlier that he was loved) and he became mine. Oliver came without a key, a mouldy interior, seized brakes and rotten arches and bumpers but I finally owned a Figaro, a car I'd admired for many years.

The first thing I did was join the Figaro's Owners Club, whose font of knowledge has been invaluable. The first thing I needed to know was how to find the key code and after removing the door lock barrel I got a key cut. I replaced the battery and remarkably Oliver started first time.

My luck with Oliver continued with a chance meeting with Pete from Yorkshire Figaro's whilst looking for bumpers. A few weeks later Oliver

was trailed down to Rotherham for Pete to start the restoration. As you can see from the photos, Oliver was in a sorry state after standing for so long.

The list of jobs needed to get Oliver up and running was long, but this didn't faze Pete. The usual rust in the rear wheel arches and inner and outer sills all needed replacing with fresh steel. New brakes all round, rear shock absorbers, water pump and all the engines belts replaced as well as replacing some of the very hard to find chrome were just a few of the jobs Pete did. He also put in a new alarm system with central locking and new speakers. The car was then waxoyled to protect all the new metalwork and the back half of the car resprayed.

Pete did the most amazing work and he treated Oliver like he was his own car. I got regular updates and lots of photos of the work he was doing, always with the comforting caveat of 'it's not as bad as it looks'. I know he did a lot more work than he charged me for and his advice was always welcome.

*gets admiring looks. However, the best part of owning Oliver is the uncool dad, but I'm an uncool dad with a really nice car'*



Worth all the sweat and tears Oliver looks stunning



Simon admits he enjoyed his 'mid-life' crises

Oliver finally got a new MOT in April 2016 and had a new number plate – FIG 9995 – to celebrate. It was an absolute joy to drive him home to Middlesbrough.

With apologies to the purists, the polo wheels have been changed for alloys as I prefer the look of them. With the help of my son, we refurbished them along with the radiator grill and cleaned up the interior.

As is always the case, the work hasn't stopped there. Since Oliver returned home, I've had the steering rack replaced along with the lower wishbones and a re-cored radiator and all the hoses replaced, all by a local garage – Barron Motors, who again have been fantastic. They even researched how to tune the engine to make him run better. Just as Pete at Yorkshire Figaro's did, Barron Motors really have taken Oliver to their heart.

**Did I spend too much on Oliver? – Yes.  
Is he worth every penny? – of course.**

Driving Oliver always puts a huge smile on my face and he always gets admiring looks. However, the best part of owning Oliver is the reaction of my kids - Joe, Adam and Emma. I'm still an uncool dad, but I'm an uncool dad with a really nice car.

My thanks go to Jackie for selling me Oliver and having the trust that I would get him on the road again. To Pete at Yorkshire Figaro's for all the love and work he put into restoring Oliver. To Barron Motors, for keeping Oliver on the road and rescuing me when he was being temperamental. But especially to my kids, Joe, Adam and Emma for letting me have my mid-life crisis and having the faith that it would turn out well in the end.

# THE BEST OF THE MOUNTAINS RALL

Words & Pictures by Camilla Dwyer and Joanna Firek-Uprichard



# MOURNE Y



## Having a picnic in the stormy weather

E

ven hurricane Ophelia didn't stop the Figaro's from meeting up in October. Driving from Limerick, via Roscommon to pick up my mother, we set off early in the morning to meet our friends, taking the ferry across Carlingford Lough to Greencastle to shorten the journey.


Joanna and Mark, together with another lovely couple, Ann Marie and Michael (and their little girl) met us at Silent Valley, having themselves

left Newcastle at 12.30 pm. The much needed hot tea and biscuit picnic, provided by Ann Marie and Michael, was greatly appreciated during our stop over by Spelga Dam.

We then drove via Hilltown, Rostrevor and Warrenpoint, stopping at Narrow Canal Castle for a photo shoot, before driving toward Newry and Carlingford, for more photos.



The route took in some stunning scenery







ow Water castle



Carlingford local, was so inviting that I decided that next time, an overnight stay, we are, is a definite a must.



The true classic of the day undoubtedly, my beautiful and intelligent mum, Elizabeth of 94 years!



# FIGARO MASTERCLASS

## Tyres & Wheels

CONTRIBUTOR: **TOBY BROOKS - THE FIGARO SHOP** EMAIL: [info@thefigaroshop.co.uk](mailto:info@thefigaroshop.co.uk)

**T**he Figaro is famous for its cute design and the wheels are no small part of this. The stunning curved body with its unique 'polo' style wheel sets the car apart from any other made.

In this article I want to pass on any knowledge I have regards the different designs, styles and also the practical implications of changing wheels. After all since these cars were first produced enthusiasts have been customising them and it's always good to have all the information if your considering doing this.

### Original Wheels

With the original cars there was standard wheel type plus one option. The Polo wheel was the standard and was on over 90% of the cars. Its a two part wheel trim with the chrome centre cap and the plastic outer Polo finisher. Most people we meet love this design and we often find people who replace their wheels have a longing to revert back to the classics.

The option wheel was to fit the Chrome centre alloy wheel. The size of the wheel is the same as the steel rim/polo trim set up but is a completely different style.

Some owners like these more, some less, either way they are a factory option and the car drives equally well with these or the polo rim. If you decide to buy a set of these option wheels, and find some without the chrome centre caps it's worth noting that although the centre cap looks very similar to the original chrome centre cap these extremely rare parts are a different shape. The polo style caps won't sit correctly on the alloy wheels.

Another thing that's worth noting when it comes to the original wheels is the tyres condition. We probably advise owners about perishing on 20% of the cars we service. What seems to happen with the Figs is that the tyres don't actually wear out regarding the tread but the rubber starts to perish. It's not unusual for us to find tyres that are 15 years old. For some tyres that's well past their working life and they are starting to split and crack. Even if they have barely been used. In the video link below..

### Changing to custom wheels

Figaro owners love to customise and many of these great cars have had alloy wheels fitted for many years. There are lots of choices in the same stud fitment and so you can really express your taste this way. The nice things about completely custom wheels is that you can completely change the style of the car without making permanent changes.

There are a few issues that come with fitting these aftermarket wheels though. Firstly the sizes are very rarely the same as the originals. They are usually bigger, in diameter and width.

The first major hurdle is if they will actually fit in the wheel wells, we have seen wheels rubbing on the chassis or bodywork on a few occasions and it leaves it pretty messy as well as making noises. These oversize wheels often causes poor handling. Usually this manifests itself by causing a slightly notchy feel at the steering wheel, almost as if the wheels are not completely round. The car doesn't seem to turn as smoothly and this issue is usually noticeable when the wheel is turned slightly.

Bigger wheels are also putting more wear on the steering parts so wear that out a little quicker too.

***"If you're considering a change it's also worth keeping your original polo wheels and trims. They are hard to find used and very expensive new. We meet owners who bought their car with custom wheels and are then going through the process of trying to change it all back which can be a long haul"***

In the end none of these issues are things you can't live with, I'm firmly of the belief that your car should be an extension of your imagination so enjoy customising your Figs! If you would like any further advice just let us know, we are happy to help.

As always this article is formed on the opinions of Toby Brooks, it's advice taken from experience only. It is your responsibility as an owner to take professional advice if you planning to make any changes to your car. We take no responsibility for accidents as a result of the article.



**Watch the video**

*The original Polo wheels  
are fitted to 90% of  
all cars*



*With factory alloy wheels*



# MEMBERS GALLERY

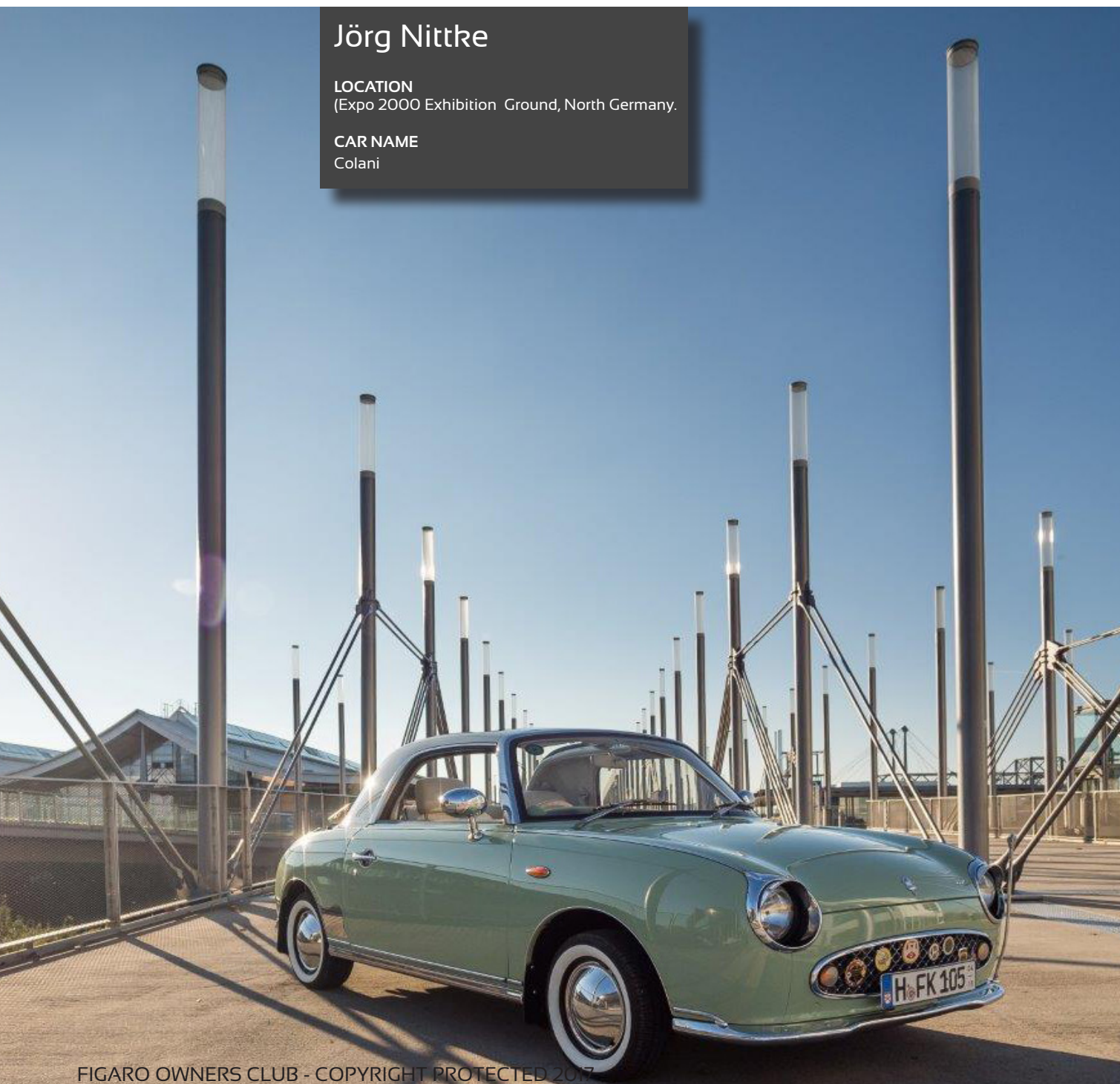


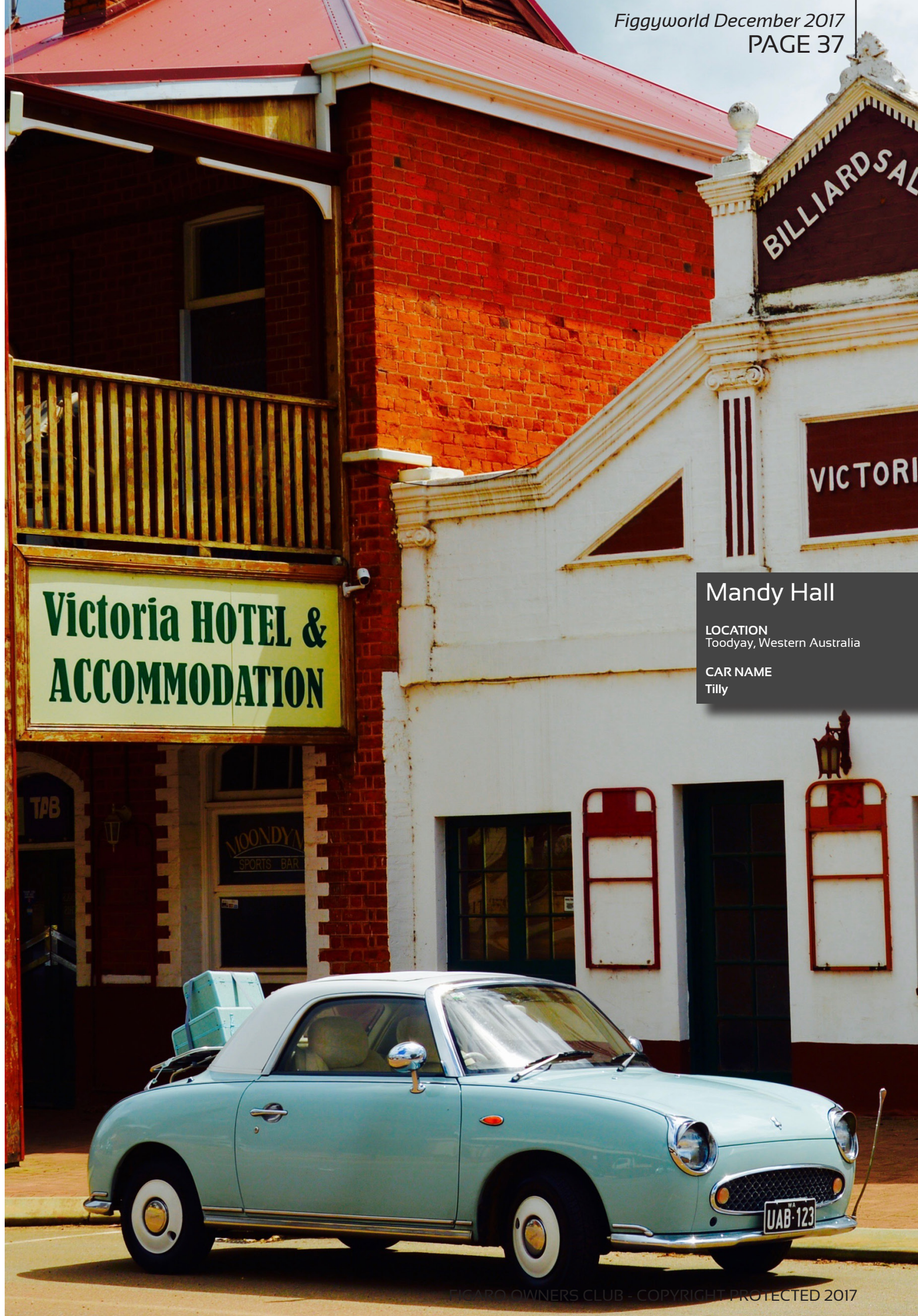
SEE YOUR FIGARO IN PRINT!

Jörg Nitke

LOCATION  
(Expo 2000 Exhibition Ground, North Germany.)

CAR NAME  
Colani





## Mandy Hall

LOCATION  
Toodyay, Western Australia

CAR NAME  
Tilly

## Mitch Braiman

### LOCATION

San Gabriel Mission Playhouse. A very historic place here in Southern California, USA.

### CAR NAME

Left to Right, Mr Figgy, The Figaro, The Figaro



## Jo & Chris Ford

### LOCATION

Stump Cross Caverns on the Yorkshire Rally

### CAR NAME

No Name





**Paula Barrett**

**LOCATION**  
Danson Park, Bexleyheath, Kent.

**CAR NAME**  
Jimmy



**Jörg Middendorf**

**LOCATION**  
Ringlochsuppen, Frechen, Germany

**CAR NAME**  
No Name

# DOWNTON A

Ben Simms

**LOCATION**

Highclere Castle (aka Downton Abbey), Berkshire, UK.

*'We are new to the club and would love to share some shots of our Figgy. This was a visit to Downton Abbey earlier this year, with the car looking well regal'*






# BBEY



# OWNER WORKSHOP

## Instrument Meter Lights LED Upgrade

CONTRIBUTOR: **KEVIN FAGAN**



**BEFORE - EXISTING LIGHTING IS VERY POOR**



**AFTER - NEW LED BULBS FITTED**

If you've driven your Figaro in the dark and the lighting on both the Speedometer & Tachometer is poor, the chances are it still contains the original tungsten bulbs. Due to the age of the car these can become blackened over time.

### The technical reason why the bulbs go black?

*When you turn on the lights, the tungsten filament inside the light bulb is heated white hot. After hours at this high temperature, some of the metal "boils off" just like steam from water. The glass container of the bulb is cooler than the metal, so the metal vapour condenses out, again like steam on a window. As the metal boils away, the filament gets thinner and thinner until it breaks. The black colour is a thin layer of tungsten metal on the glass.*

The result of this is poor lighting which is very hard to read. The solution is to replace the bulbs but it makes much more sense to upgrade the latest LED's (light-emitting diodes) as these use less current, are shock proof and last much longer. To do this, you will need to remove the meters to gain access to the bulbs on the rear, remove each bulb and replace with an LED replacement.

### LED Specification

- Light Colour: White (although you can choose other colours)
- LED Type: 5050 SMD
- Base Type: T5 Neo Wedge
- Base Diameter: 12mm
- Working Voltage: 12V DC

You will require 6 (Tachometer – 2 LED'S & Speedometer – 4 LED'S)


### Where to buy?

You have choice of trying to buy off the internet by Googling the above Specification or the LED's are available now through The Figaro Shop

DIY – Set of 6, illuminates both Speedo and RPM dial – £12.00 Buy here

Fitting Cost – The Figaro Shop will charge £60 to fit them, should you require – Email [info@thefigaro.co.uk](mailto:info@thefigaro.co.uk)

Watch our Video which takes you through each step



**Remove bezel with trim tool or screwdriver**



3 x Tabs hold in bezel around the gauge



This Bulb is clear has little use over the years


This Bulb is black and had a lot of use



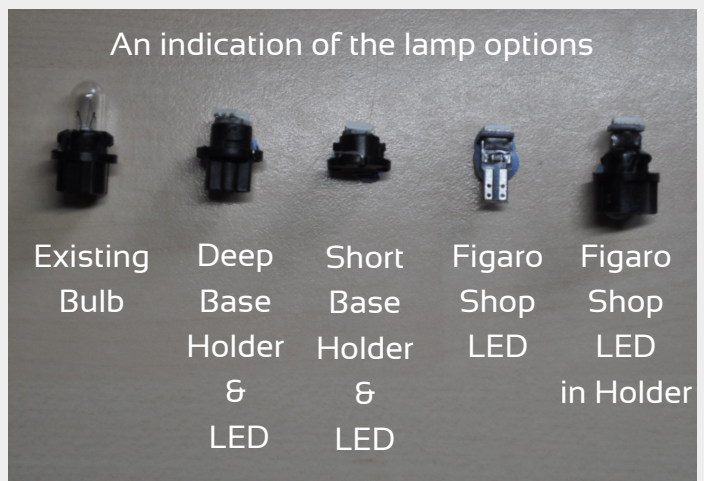
Carefully remove the gauge



The Figaro Shop solution (on the left) simply replicates the existing bulb



Identify the two lamps



An indication of the lamp options

Existing Bulb

Deep Base Holder & LED

Short Base Holder & LED

Figaro Shop LED

Figaro Shop LED in Holder




Rotate to remove and insert new LED

**NOTE:** For clarity we have only shown the Tachometer in this example. We recommend viewing the detailed video, which covers both gauges in detail.

Please note we are providing this info in good faith from available sources. As with anything you should only carry out work with the correct tools and skills. We are not responsible for anything occurring from this information/advice.. You are doing so at your own risk!

**NEXT EDITION** - How to polish marks & scratches out of the Stainless Steel Windscreen Trim



***USA Member (and very lucky owner) Jeff Elson talks to Figgyworld about one very special Figaro with just 3,400kms on the clock***

**D**uring the summer of 2017, I noticed that the Japanese Cars in the USA are starting to Gain Value... After reviewing a few potential cars I decided that I would focus on the Nissan Figaro.

In September I decided to start my journey looking for this car and studying the market decided I wanted a totally restored Figaro in great condition for the USA.

After about 2 weeks searching the Internet I found Danny Smith from The Figaro Shop and briefed him as to my requirements. Within a few days he contacted me regarding a very special car that had just come to their attention. He explained that this car had just 3,400 KM on the clock and would not be available for long.

I jumped to get this car FAST! Danny and I then made an very elaborate 'Restore List' and together we created the best Figaro on the

Planet! (Well I think so anyway).

I was lucky to be in the UK whilst the Classic Motor Show was running and my Figaro was featured on the clubs stand.

Seeing the response my car received in Birmingham I knew that I have a real winning car for the USA Market

Thanks to the Figaro Shop!

*Take one mint condition, low mileage Figaro and make it into one very special car*



## Toby Brooks from The Figaro Shop explains about the restoration

The specification for the restoration on this fantastic car is what's known as sympathetic, its not our popular full rolling restoration and is not as in depth. The reason for this is that when you have a survivor car like this one its condition is as it was in 1991. Everything you change will never be the same again. Its only like this once and every time you remove something, even every time you use the car, it changes. Its almost like a snapshot in time that can never be replicated again, like a piece of moving art! Its such a pleasure to look at and work on.

The mechanical changes made were all to make sure the car performs well in the Florida

heat. The re cored radiator, the cooling hoses. Up rated ignition leads were fitted, we went through the car and got all the servicing and cambelt up to date. The car still has its original tyres, and they are like new!

The inside of the car was trimmed in stunning soft hides of leather. The dashboard, steering wheel, gearshift, handbrake and armrests were all finished in the same hide of brown leather. A contrasting ivory hide was used to re cover the seats with new foam and piping from the brown used on the dash. Even the inside of the glove box is lavished in this luxurious material. With puddle lighting, full Dynamat insulation and handmade carpeting

throughout the car and boot this is amazing place to sit.

The engine bay was detailed to an incredibly thorough level. With the mounting brackets being either re plated or re finished. The inner wings were painted to a lacquered finish and the engine components re-plated, blasted and then re coated the engine bay on this car is an absolute show winner. Such a fantastic thing to look at were so proud of it.



### Extensive options and additions list...

#### Cosmetic work

- Dashboard top re trimmed in fine Italian leather. The leather is flown in from our approved supplier and hand crafted to the very highest standards available.
- Glove box leathered inside (Topaz)
- Steering Wheel package to include wheel, gearknob and handbrake.(All topaz with ivory stitch)
- Armrests Leathered in Topaz Shade
- MPH dial surround Supplied not Fitted
- Engine bay fully detailed
- Clarion 3.5 Stereo
- Uprated Speakers
- Underseat Subwoofer
- HID's fitted to original light bezels
- LED strip lights to be mounted under dash, rear seats and upper boot to illuminate footwells activated on interior light circuit

#### Bodywork

- Car fully dynamat to floor, rear seat panel and inner doors
- All rubber seals checked and refinished if necessary
- Bodywork brought up to top standards and a full re-spray. Car will be fully dismantled to ensure the very best level of finish is possible.
- Paintwork applied using base coat and clear lacquer, all paint colour sanded and machine polished to show quality finish.

#### Mechanical restoration

- Full Mechanical PDI
- Full Coolant and Boost Silicone Hose Set installed
- Magnecor Ignition Lead Set
- All fluids changed

- Fully road tested, wheels balanced and car set up and tracked.
- USB, MP3, DAB Bluetooth Stereo Upgrade (Clarion Level 3.5)
- Re trim Glovebox interior (Topaz)
- New Leather Dash Top in Topaz - Custom upholstery to steering wheel, gearshift and handbrake included (Topaz with Ivory Stitch) -
- Dynamat Floors, Doors & Rear Seat Panel
- Upgraded Clarion Speakers and Underseat Subwoofer
- Full silicone Coolant & Boost Hoses
- Engine Bay Show Detailed
- Magnecor Ignition Leads
- Red Strut Brace -
- Install HID's to Original Lamps
- LED Lighting to Footwells Front and Rear
- Topaz Leather Armrests
- New Seat Belts in original Ivory Shade
- New Replica Mudflaps in Original Design
- Refurbishment of Alloy Wheels in Original Silver
- Beige Mats -
- Indoor Stretch Cover
- Spare Bulb Kit
- New Leather Front Seats
- New rear seats with our 'fluted' design
- New Hood & Rear Window Frame Vinyl
- New Front Bumper Centre Section & Bolts
- Refurbishment of all Interior Plastics
- Dynamat and carpet inserts to Upper Boot
- Full Fluid Change
- Replace Radiator for Re-cored Unit
- Replace Aux Belts
- New Battery Installed



Many parts of the engine were removed and re-plated to give it that new look



Custom upholstery with tan trim was applied to all seats





The cabin looks fabulous



LED Lighting to Footwells Front and Rear



*"It's only like this once and every time you remove something, even every time you use the car, it changes. Its almost like a snapshot in time that can never be replicated again, like a piece of moving art!"*



Carpet fitted in the top boot reduces noise and looks great





# MEMBER DISCOUNTS



TO VIEW YOUR DISCOUNTS - [CLICK HERE](#) - USE PASSWORD FOCMDC

## BATTERY ISOLATOR

If you use your Figaro infrequently you may have found to your frustration that the battery runs down. Save 5% on this item.

**BOOT RACK (FIXED)** If you use your Figaro infrequently you may have found to your frustration that the battery runs down.. Save 5% on this item.

## BOOT RACK (STRAP ON)

We have teamed up with Auto Link UK who supply a purpose made boot rack for the Figaro. Save 10% on this item.



## CAR COVERS

You've invested in your dream Figaro and now it's outside in all that rain! You need a cover to keep it dry and snug. Save 10% on this item.



## CARPETS

The carpets kits are available in the original shades as well as wide selection of other colours. On top of this there is a range of materials, all deep pile carpet but with different densities and options on man-made and natural wool tuft. Save 5% on these kits.

## DECAL STICKERS

These are reproduction Nissan Figaro decal stickers. Original artwork as close to the original. Save 10% on this item

## DOOR SILL TREAD PLATES

These superb high quality tread plates have been produced especially for the Figaro. Save 15% on this item.

## FLOOR MATS

Specifically manufactured for the Figaro these luxury mats save the car from dirt and are easy to clean. Save 10% on this item.



### GLOVE BOX LOCKABLE LATCH

Keep your personal items secure with this lockable glove box latch. Any Figaro Key will lock this too. Save 10% on this item.



### INSURANCE

We've joined forces with 'Classic Line Insurance' the Nissan Figaro Insurance Specialist. Save 15% Discount on your car insurance.

### MUD FLAPS

These custom designed Mud Flaps are manufactured by club partner supplier Performance Creations and are identical to the originals. Save 10% on this item.



### NET SHELF

The club works with Yorkshire Figaros who manufacture this original accessory. A brilliant addition to the car. Save 10% on this item.

### POLY BUSHED ARM KITS (IMPROVE HANDLING)

Remove that 'jelly feeling' from the rear suspension by exchanging the original 'rubber bushes' fitted on the suspension trailing arms for 'polyurethane bushes'. Save 10% on this item

### REAR ARCH (REPAIR PANEL)

The Figaro Shop are one of the leading repair/restoration companies in the UK and using their knowledge have manufactured a repair panel using an original Nissan wing as a template so they are the very best of quality and fitting. Save 10% on this item

### REAR WINDOW FRAME

The Rear Window Frame is known to suffer from rust causing the vinyl to lift and bubble rust badly and many become un-repairable. Save 10% on this item.



### ROCKER SHAFT RE-TENSION KIT

The kit is sold by The Figaro Shop who claim that if not done the shaft can lift causing damage to the head. Save 10% on this item.

### RUST PROTECTION

If you drive your Figaro in wet conditions we highly recommend you get it treated with Waxoyl or an equivalent product. Save 22% on this service.



### SEAT RESTORATION PRODUCTS

Engine overheating caused by old or faulty coolant hoses can lead to a very expensive repair bill! Save 10% on this item.

### SILICON COOLANT HOSE SET

Engine overheating caused by old or faulty coolant hoses can lead to a very expensive repair bill! Save 10% on this item.



### TOKYO NOUVELLE VAGUE PLAQUE

The external plaques are supplied as a pair and designed to be located on both sides of the car. Save 10% on this item.



### TOY FIGARO

Detailed miniature Nissan Figaro 1:43. Beautiful detail miniature with original wheels and sunroof. Manufactured by Kyosho. Save 10% on this item

### TONNEAU COVER

These tonneau covers are made and designed by The Figaro Shop. They are made from the same material as our roof kits so are the same high quality. The cover fills the gap between the upper boot lid and the rear parcel shelf. Save 10% on this item

### DISCOUNT CODE NOTE WORKING?

If you are having any problems with the code can you email us at [sales@figarownersclub.com](mailto:sales@figarownersclub.com)



# CLUB CHAPTERS



Each Chapter has a 'Coordinator' who's role is to coordinate activities in UK Regions/Rest of the World Countries

TO VIEW THE CHAPTER DIRECTORY - [CLICK HERE](#) - USE PASSWORD FOCCD

## REST OF THE WORLD

**Karen Lagden**  
CANADA

**Brigitte Caro & Tanja Hess**  
HOLLAND

**Camilla Dwyer**  
IRELAND

**Heiko Hilscher**  
GERMANY

**Chris Denning**  
USA

**Ian Wright**  
FRANCE

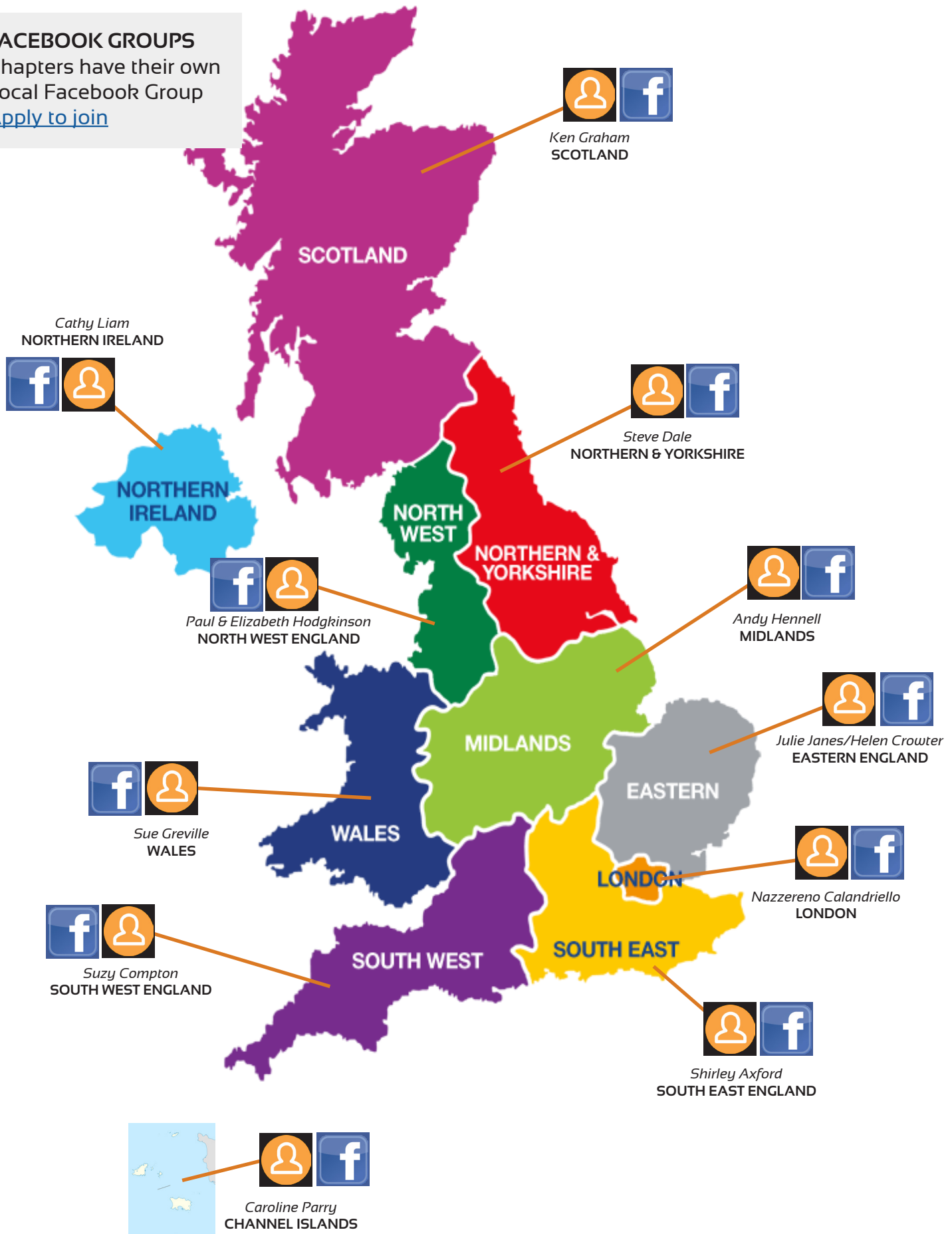
**Stefanie Scott**  
AUSTRALIA

**Trish Smith**  
NEW ZEALAND

**FACEBOOK GROUPS**  
Chapters have their own Local Facebook Group  
[Apply to join](#)

# UK CHAPTER AREAS

**FACEBOOK GROUPS**  
Chapters have their own  
Local Facebook Group  
[Apply to join](#)





# SUPPLIERS DIRECTORY

## Supplier List

### GARAGES

[CLICK HERE](#)

### PARTS

#### Autojap Spares

t: 024 7647 4848

e: [sales@autojapspares.co.uk](mailto:sales@autojapspares.co.uk)

w: [www.autojapspares.co.uk](http://www.autojapspares.co.uk)

#### Bookham Autos

t: 01372 456274 / 07927 370701

e: [bookhamautos@gmail.com](mailto:bookhamautos@gmail.com)

w: [www.figarosales.co.uk](http://www.figarosales.co.uk)

#### The Figaro Club

t: 07753 636131

e: [info@figaroclub.com](mailto:info@figaroclub.com)

w: [www.figaroclub.com](http://www.figaroclub.com)

#### The Figaro Shop

t: 01235 812511

e: [info@thefigaroshop.co.uk](mailto:info@thefigaroshop.co.uk)

w: [www.thefigaroshop.co.uk](http://www.thefigaroshop.co.uk)

#### Wilsons Automobiles &

#### Coachworks Ltd

t: 01372 736066

e: [itjs@wilsons.co.uk](mailto:itjs@wilsons.co.uk)

w: Visit Ebay Website

### ACCESSORIES

#### BOOT RACK

Autolink (UK) Ltd

t: 01489 877770

e: [admin@autolinkuk.co.uk](mailto:admin@autolinkuk.co.uk)

w: [www.autolinkuk.co.uk](http://www.autolinkuk.co.uk)

#### CAR COVERS

Carscovers Ltd

t: 01262 671962

w: [www.carscovers.co.uk](http://www.carscovers.co.uk)

#### Classic Additions Ltd

t: 01938 561717

e: [sales@classicadditions.co.uk](mailto:sales@classicadditions.co.uk)

w: [www.classicadditions.com](http://www.classicadditions.com)

#### CD RADIO UPGRADE

Clarion Service UK

t: 01285 861861

e: [mail@clarion-service.co.uk](mailto:mail@clarion-service.co.uk)

w: [www.clarion-service.co.uk](http://www.clarion-service.co.uk)

#### INSURANCE

ClassicLine Insurance Services

t: 01455 639 000

e: [info@classiclineinsurance.co.uk](mailto:info@classiclineinsurance.co.uk)

w: [www.classiclineinsurance.co.uk](http://www.classiclineinsurance.co.uk)

#### LEATHER TREATMENT (SEATS)

Leather Repair Company

t: 01482 976803

e: [richard@leatherrepaircompany.com](mailto:richard@leatherrepaircompany.com)

w: [www.leatherrepaircompany.com](http://www.leatherrepaircompany.com)

#### MUD FLAPS

Performance Creations

t: 01204 659 594

e: [performancecreations@btinternet.com](mailto:performancecreations@btinternet.com)

w: [www.performancecreations.co.uk](http://www.performancecreations.co.uk)

#### NUMBER PLATES

Speedy Registrations

t: 02866 387124

e: [sales@speedyreg.co.uk](mailto:sales@speedyreg.co.uk)

w: [www.speedyreg.co.uk](http://www.speedyreg.co.uk)

#### ROOF REPLACEMENT

European Trimming Company

t: 01883 718530

e: [info@europeantrimming.co.uk](mailto:info@europeantrimming.co.uk)

w: [www.europeantrimming.co.uk](http://www.europeantrimming.co.uk)

#### WINDSCREENS

National Windscreens

t: 01827 338 969

w: [www.nationalwindscreens.co.uk](http://www.nationalwindscreens.co.uk)

## Useful Links

#### Road Safety

[Click here](#)

#### Car Safety and keeping your child protected

[Click here](#)

#### FB Group 'Things for Sale'

[Click here](#)

#### Belgium Figaro Community FB Page

[Click here](#)

#### French Figaro Community FB Page

[Click here](#)

#### Holland Figaro Owners Club

[Click here](#)

#### Irish Figaro Community FB Page

[Click here](#)

#### US Figaro Club

[Click here](#)

# CLUB SERVICES



## NISSAN FIGARO BUYERS GUIDE

Priced at just £6 and published by us this Online (PDF) Guide will be emailed to you within minutes and is a comprehensive guide to buying a Nissan Figaro.

*"Highly recommended to anyone buying the car!"*

[CLICK HERE](#)



## INSURANCE VALUATION

To guarantee that your Figaro is properly insured it is important to get it valued. This will ensure that you are completely covered should the worst happen

*"This certificate could save you loads of money"*

[CLICK HERE](#)

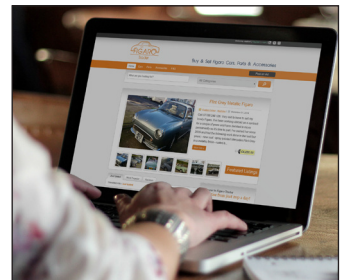


## FIGARO MERCHANDISE

Looking for the latest Nissan Figaro Apparel & Accessories? Choose from a wide variety of our official Nissan Figaro clothing for both Men, Women, Children and Pets!

*"All products are in stock and delivered within a days"*

[CLICK HERE](#)




## BUY & SELL YOUR FIGARO

Figaro Trader allows private & trade users to advertise Nissan Figaro Cars, Parts & Accessories. The site is heavily promoted on many search engines

*"The site is owned and run by The Figaro Owners Club"*

[CLICK HERE](#)



**Auto Jap Spares - Your specialist Nissan Figaro Parts Supplier**  
Tel: 024 7647 4848 Email: sales@autojapspares.co.uk Web: www.autojapspares.co.uk



# 2018 EVENTS CALENDAR

Book your day out [Click Here](#)

**London Ace Cafe Meet 2018**  
Venue: Ace Corner, N Circular Rd,  
London NW10 7UD  
Location: London  
Date: 07/04/2018  
Time: 11:00 am - 3:00 pm

**Jersey Figaro Rally 2018**  
Venue: Westhill Country Hotel  
Location: St Helier  
Date: 16/05/2018 - 20/05/2018  
Time: All Day

**Holland Figaro Rally 2018**  
Venue: Diner across the street  
Venneweg 1 1647 dp berkhou  
Location: Venneweg 1  
Date: 03/06/2018  
Time: All Day

**Beautiful Blickling 2018**  
Venue: Blickling Hall  
Location: North Norfolk  
Date: 03/06/2018  
Time: 10:30 am - 5:00 pm

**Silverstone Classic 2018**  
Venue: Silverstone Circuit, Towcester.  
Northamptonshire. NN12 8TN  
Location: Towcester  
Date: 20/07/2018 - 22/07/2018  
Time: 9:00 am - 6:00 pm

**CarFest North 2018**  
Venue: Bolesworth Castle  
Location: Chester  
Date: 27/07/2018 - 29/07/2018  
Time: All Day

**CarFest South 2018**  
Venue: Laverstoke Park Farm  
Location: Overton  
Date: 24/08/2018 - 26/08/2018  
Time: All Day

**Northern Irish Tour 2018**  
Venue: Loughshore Hotel Belfast  
Location: Belfast  
Date: 16/09/2018 - 20/09/2018  
Time: All Day

Do you know of an  
event where our  
Figaros would be  
welcome?

[GET IN TOUCH](#)

Would you like to  
help/organise an  
event/meet?

[GET IN TOUCH](#)



The Figaro Shop, Broadway, Rich's Sidings, Didcot OX11 8AG  
Free phone: 0800 917 3119  
Mobile: +44 (0)7515 284917 Tel: +44 (0)1235 812511



*'Treating Your Figaro With  
The love It Deserves'*

Retail price is  
**£299**

we are  
only charging  
**£199**

Mats available in  
Black, grey  
and beige.

**Book Now** for a full service and get a free set of  
Custom floor mats, plus a model Figaro.

Full service includes

- Oil filter
- Air filter
- Fuel filter
- Change oil
- New spark plugs
- Strip off brakes and inspect, adjust as required
- Inspect suspension for wear and faults





# 2015 BACK ISSUES

TO VIEW ALL - [CLICK HERE](#) -  
USE PASSWORD FOCFA



## Edition 1 - March 2015 – [Click Here to View/Download](#)

The Perfect Wedding Car - Getting Ready for Scotland - Kevin & Ruth Costello Cover Story - Events Calendar - Members Gallery - Owner Workshop on Coolant System & Hoses - Rocking at Rockingham - Figaro Masterclass on Rust - The world according to Beep Beep - Member Discounts - Suppliers Directory.

## Edition 2 - June 2015 – [Click Here to View/Download](#)

A Figaro Like No Other - The Big Interview - Events Calendar - Cover Story Interview - Owner Workshop on Rocker Shaft Information - Nissan Figaro 25th Birthday Party - Figaro Masterclass on Painting - Nitrogen - Is it all hot air? - Member Discounts - Suppliers Directory.



## Edition 3 - September 2015 – [Click Here to View/Download](#)

My dream car is Sarah Janes's Car! - From Sheffield to Ile-de-Re in Figaro - Events Calendar - Shelley Heighton-Towers - Cover Story Interview - Owner Workshop - Heater Repair - Nissan Figaro 25th Birthday Party - Figaro Masterclass on Cambelts - Odd-Ometer - What's your mileage - Member Discounts - Suppliers Directory.



## Edition 4 - December 2015 – [Click Here to View/Download](#)

Happy Birthday Member Story - Dear Santa Xmas Offers - California Dreaming (US Member Story) - Santa Saves the Day (Xmas Poem) - Member Profile - Windscreen Nightmare Member Story - Figgie on a Roll Member Story - Members Gallery - On the Road (NEC Show Report) - Owner Workshop (adjusting your timing) + much more...




# 2016 BACK ISSUES

TO VIEW ALL - [CLICK HERE](#) -  
USE PASSWORD FOCFA



## Edition 5 - March 2016 – [Click Here to View/Download](#)

Member Profile: Member Janet Penton sent in this story penned by her 'little happy car' – Poets' Corner: Member Ian Martin shares another figgy poem – Why I Love my Figaro: A new series allows our members to share the love! – Member Offer: Save 10% on these new tread plates – Cover Story and more...



## Edition 6 - July 2016 – [Click Here to View/Download](#)

Our latest club magazine includes the full story of our wonderful 25 Birthday celebrations, Member Stories, Owners Workshop (adjusting your tappets), Figaro Masterclass (detecting leaks), Members Gallery, Events Calendar, Member Discount Codes and Archive Downloads...



## Edition 7 - October 2016 – [Click Here to View/Download](#)

Our latest club magazine includes the full story of our Belgium Figaro Rally 2016, Tips for European Touring, Living the dream article, Member Stories, Owners Workshop (fitting a battery isolator), Figaro Masterclass (changing disc brakes), Members Gallery, Events Calendar, Member Discount Codes, Chapter Information and Archive Downloads.

## Edition 8 - December 2016 – [Click Here to View/Download](#)

Our latest club magazine includes a number of interesting member stories, a report from the NEC Classic Motor Show, Christmas must-haves, owner workshop (how to fix a distributor leak), Figaro masterclass (painting the Figaro), member gallery, events calendar, member discount codes, chapter info and downloads...



# 2017 BACK ISSUES

TO VIEW ALL - [CLICK HERE](#) -  
USE PASSWORD FOCFA



## Edition 9 - March 2017 – [Click Here to View/Download](#)

This edition include contributions from Toby Brooks, Simon Smith, Tracy Hill, Patrick & Valerie Dutriewicz, Belinda Wanless, Rob Janssen, Ursula Pressmar, Ann Wardrop, Steve Marciniak, Stuart Cleverley, Mary Simcox, Mandy Hall, Tina Taylor, Nazzareno Calandriello, Sharon & Chris Foulkes, Dubravka Vandeppeer, Jane Ellison-Bates and lastly but never forgotten Janet Penton!

## Edition 10 - June 2017 – [Click Here to View/Download](#)

Features our amazing Yorkshire Dales adventure! In addition, we include the Holland & Dorset 2017 Rallies, a very low mileage Figaro, an Irish adventure, lots of members stories & pictures, plus the usual technical & workshop tutorials, member discounts, club chapter areas & club services and magazine archive...



## Edition 11- September 2017 – [Click Here to View/Download](#)

This 60 page (11th edition) includes three events, two technical help articles, member stories, new discount codes, events updates, members gallery, figgyworld archive and much more...



# WALES FIGARO RALLY & CLUB'S 10TH BIRTHDAY PARTY

6th - 9th June - 2019

10th  
BIRTHDAY  
PARTY



## OUR MOST AMBITIOUS RALLY EVER!

With the club's 10th Birthday fast approaching and Wales being a popular rally destination we had a brainwave, why not combine the two? We have found the perfect 4 star luxury venue for us to explore from, relax in and party! The hotel will be exclusively ours for the stay and with 100 bedrooms means we can cater for 100+ cars. This is set to be a truly one-off adventure which will include three mind-blowing routes, mountain roads, sea-side stops and a party to top all parties!

### SAVE THE DATES

The event will be officially launched in the spring of 2018, in the meantime we recommend you save the following dates 6th/7th/8th/9th June 2019.

### Figaro Owners Club

58 Earl Howe Road, Holmer Green, High Wycombe, Bucks, HP15 6QT.  
[www.figarownersclub.com](http://www.figarownersclub.com) | [sales@figarownersclub.com](mailto:sales@figarownersclub.com)