

Template
for
FIGARO SOFT TOY

chassis


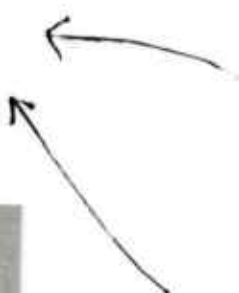
color:black



4 pieces



4 pieces



* pay attention to the mounting direction!

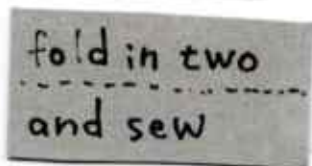
The last place to attach the tire with glue.

fuel tank


axle

2 pieces

2 pieces




color:figaro body color



bonnet (hood)

2 pieces (front and rear)



filler cap




COWL TOP duct



boot (trunk)

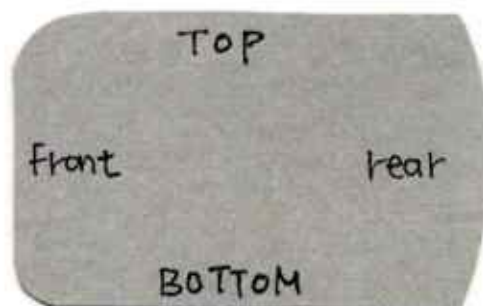


hood storage



door (left)

door (right)



color:white


roof



hood on roof



2 pieces



C pillar

Base of the upper part



color: light brown

windscreen (windshield)



rear window



door window glass



tyre (tire)

4 pieces



black →

8 pieces



black



wheel cover (hub cap)

4 pieces

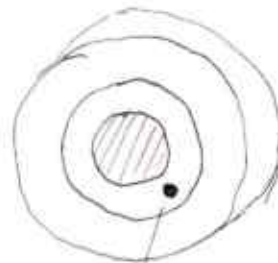


white

4 pieces



silver



beads →

color: silver

front grille



Hinge (hood storage)



2 pieces

numberplate (license plate)

around the number plate



Japan



England

Wind screen pillar



2 pieces

keyhole for door



2 pieces

keyhole for boot (trunk)



door handle



2 pieces

Wing mirror prop



fold in two and sew


figaro emblem



Other Parts

color: orange

side marker lamp

rear  front 2 pieces


winker (blinker)

 2 pieces

 2 pieces


color: red


brake light

 2 pieces

color: white

headlight


 2 pieces




silencer (muffler)

color: silver




 round and round and harden with glue

 5mm
cut into two when dry



aerial (antenna)

 color: black

wing mirror (side mirror)

2 pieces (ash color and white)



windscreen wipers (windshield wipers)



color: black
2 pieces